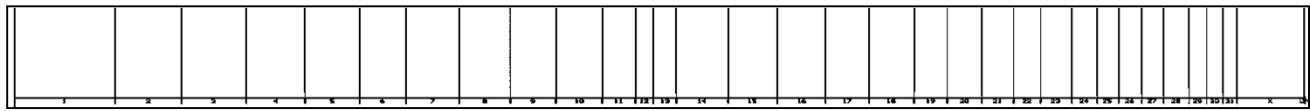
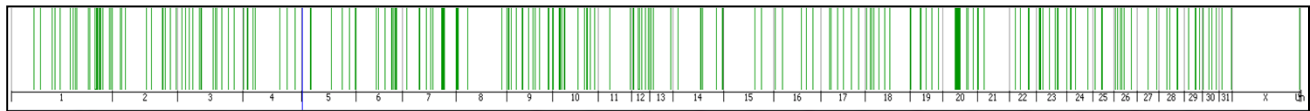


### A. Self-self hybridization

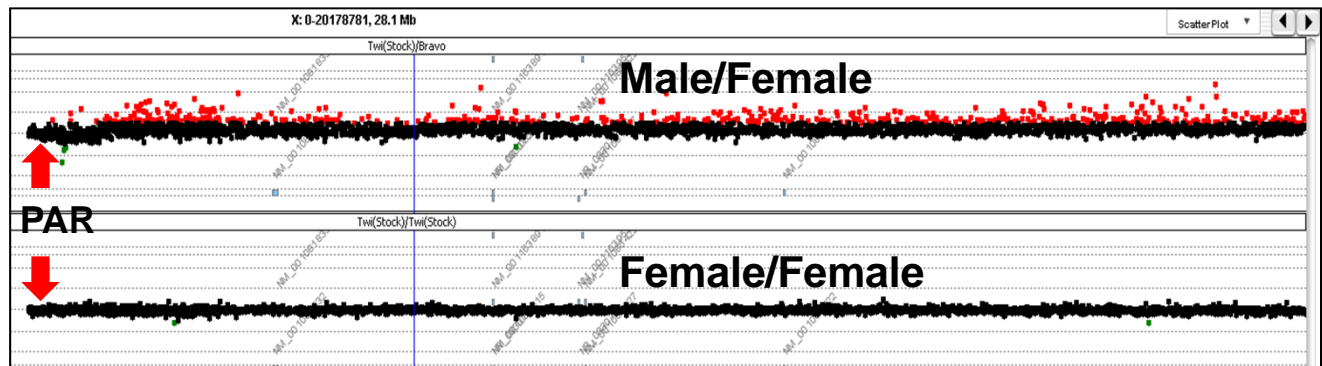


Thoroughbred 2 self-self hybridization

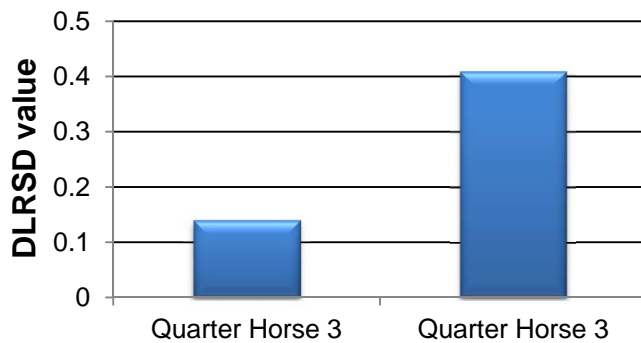


Cumulative hybridizations with all 36 animals

### B. Male-to-female aCGH for the X chromosome



### C. DNA quality check



**Figure S1. Array and aCGH quality control:** **A.** Genome-wide distribution of CNVs in self-to-self hybridization (upper) compared to cumulative hybridizations with all animals (lower) to determine FDR; green vertical lines denote CNVs; **B.** Male-to-female aCGH results for the X chromosome; **C.** DLRSD values of aCGH using DNA from blood (left) and from hair (right) of the same individual