

5-22-2018

Measurement of the ${}^3\Lambda\text{H}$ Lifetime in Au+Au Collisions at the BNL Relativistic Heavy Ion Collider

L. Adamczyk

AGH University of Science and Technology, Poland

J. R. Adams

The Ohio State University

James K. Adkins

University of Kentucky, kevin.adkins@uky.edu

G. Agakishiev

Joint Institute for Nuclear Research, Russia

M. M. Aggarwal

Panjab University, India

See next page for additional authors

Follow this and additional works at: https://uknowledge.uky.edu/physastron_facpub



Part of the [Nuclear Commons](#)

Repository Citation

Adamczyk, L.; Adams, J. R.; Adkins, James K.; Agakishiev, G.; Aggarwal, M. M.; Ahammed, Z.; Ajitanand, N. N.; Alekseev, I.; Alford, J.; Anderson, D. M.; Aoyama, R.; Aparin, A.; Arkhipkin, D.; Aschenauer, E. C.; Ashraf, M. U.; Attri, A.; Averichev, G. S.; Bai, X.; Bairathi, V.; Barish, K.; Behera, A.; Bellwied, R.; Bhasin, A.; Bhati, A. K.; Bhattarai, P.; Bielcik, J.; Bielcikova, J.; Bland, L. C.; Bordyuzhin, I. G.; Bouchet, J.; Fatemi, Renee H.; and Ramachandran, Suvarna, "Measurement of the ${}^3\Lambda\text{H}$ Lifetime in Au+Au Collisions at the BNL Relativistic Heavy Ion Collider" (2018). *Physics and Astronomy Faculty Publications*. 577.
https://uknowledge.uky.edu/physastron_facpub/577

Authors

L. Adamczyk, J. R. Adams, James K. Adkins, G. Agakishiev, M. M. Aggarwal, Z. Ahammed, N. N. Ajitanand, I. Alekseev, J. Alford, D. M. Anderson, R. Aoyama, A. Aparin, D. Arkhipkin, E. C. Aschenauer, M. U. Ashraf, A. Attri, G. S. Averichev, X. Bai, V. Bairathi, K. Barish, A. Behera, R. Bellwied, A. Bhasin, A. K. Bhati, P. Bhattarai, J. Bielcik, J. Bielcikova, L. C. Bland, I. G. Bordyuzhin, J. Bouchet, Renee H. Fatemi, and Suvarna Ramachandran

Measurement of the $^3\Lambda\text{H}$ Lifetime in Au+Au Collisions at the BNL Relativistic Heavy Ion Collider**Notes/Citation Information**

Published in *Physical Review C*, v. 97, issue 5, 054909, p. 1-7.

©2018 American Physical Society

The copyright holder has granted permission for posting the article here.

Due to the large number of authors, only the first 30 and the authors affiliated with the University of Kentucky are listed in the author section above. For the complete list of authors, please download this article or visit:

<https://doi.org/10.1103/PhysRevC.97.054909>

This group of authors is collectively known as the STAR Collaboration.

Digital Object Identifier (DOI)

<https://doi.org/10.1103/PhysRevC.97.054909>

Measurement of the ^3H lifetime in Au+Au collisions at the BNL Relativistic Heavy Ion Collider

L. Adamczyk,¹ J. R. Adams,²⁹ J. K. Adkins,¹⁹ G. Agakishiev,¹⁷ M. M. Aggarwal,³¹ Z. Ahammed,⁵⁴ N. N. Ajitanand,⁴² I. Alekseev,^{15,26} J. Alford,¹⁸ D. M. Anderson,⁴⁴ R. Aoyama,⁴⁸ A. Aparin,¹⁷ D. Arkhipkin,³ E. C. Aschenauer,³ M. U. Ashraf,⁴⁷ A. Attri,³¹ G. S. Averichev,¹⁷ X. Bai,⁷ V. Bairathi,²⁷ K. Barish,⁵⁰ A. Behera,⁴² R. Bellwied,⁴⁶ A. Bhasin,¹⁶ A. K. Bhati,³¹ P. Bhattacharai,⁴⁵ J. Bielcik,¹⁰ J. Bielcikova,¹¹ L. C. Bland,³ I. G. Bordyuzhin,¹⁵ J. Bouchet,¹⁸ J. D. Brandenburg,³⁶ A. V. Brandin,²⁶ D. Brown,²³ J. Bryslawski,⁵⁰ I. Bunzarov,¹⁷ J. Butterworth,³⁶ H. Caines,⁵⁸ M. Calderón de la Barca Sánchez,⁵ J. M. Campbell,²⁹ D. Cebra,⁵ I. Chakaberia,³ P. Chaloupka,¹⁰ Z. Chang,⁴⁴ N. Chankova-Bunzarova,¹⁷ A. Chatterjee,⁵⁴ S. Chattopadhyay,⁵⁴ X. Chen,²¹ X. Chen,³⁹ J. H. Chen,⁴¹ J. Cheng,⁴⁷ M. Cherney,⁹ W. Christie,³ G. Contin,²² H. J. Crawford,⁴ S. Das,⁷ T. G. Dedovich,¹⁷ J. Deng,⁴⁰ I. M. Deppner,⁵¹ A. A. Derevschikov,³³ L. Didenko,³ C. Dilks,³² X. Dong,²² J. L. Drachenberg,²⁰ J. E. Draper,⁵ J. C. Dunlop,³ L. G. Efimov,¹⁷ N. Elsey,⁵⁶ J. Engelage,⁴ G. Eppley,³⁶ R. Esha,⁶ S. Esumi,⁴⁸ O. Evdokimov,⁸ J. Ewigleben,²³ O. Eyser,³ R. Fatemi,¹⁹ S. Fazio,³ P. Federic,¹¹ P. Federicova,¹⁰ J. Fedorisin,¹⁷ Z. Feng,⁷ P. Filip,¹⁷ E. Finch,⁴⁹ Y. Fisyak,³ C. E. Flores,⁵ J. Fujita,⁹ L. Fulek,¹ C. A. Gagliardi,⁴⁴ F. Geurts,³⁶ A. Gibson,⁵³ M. Girard,⁵⁵ D. Grosnick,⁵³ D. S. Gunarathne,⁴³ Y. Guo,¹⁸ A. Gupta,¹⁶ W. Guryan,³ A. I. Hamad,¹⁸ A. Hamed,⁴⁴ A. Harlanderova,¹⁰ J. W. Harris,⁵⁸ L. He,³⁴ S. Heppelmann,³² S. Heppelmann,⁵ N. Herrmann,⁵¹ A. Hirsch,³⁴ S. Horvat,⁵⁸ B. Huang,⁸ T. Huang,²⁸ X. Huang,⁴⁷ H. Z. Huang,⁶ T. J. Humanic,²⁹ P. Huo,⁴² G. Igo,⁶ W. W. Jacobs,¹⁴ A. Jentsch,⁴⁵ J. Jia,^{3,42} K. Jiang,³⁹ S. Jowzaee,⁵⁶ E. G. Judd,⁴ S. Kabana,¹⁸ D. Kalinkin,¹⁴ K. Kang,⁴⁷ D. Kapukchyan,⁵⁰ K. Kauder,⁵⁶ H. W. Ke,³ D. Keane,¹⁸ A. Kechechyan,¹⁷ Z. Khan,⁸ D. P. Kikoła,⁵⁵ C. Kim,⁵⁰ I. Kisel,¹² A. Kisiel,⁵⁵ L. Kochenda,²⁶ M. Kocmanek,¹¹ T. Kollegger,¹² L. K. Kosarzewski,⁵⁵ A. F. Kraishan,⁴³ L. Krauth,⁵⁰ P. Kravtsov,²⁶ K. Krueger,² N. Kulathunga,⁴⁶ L. Kumar,³¹ J. Kvapil,¹⁰ J. H. Kwasizur,¹⁴ R. Lacey,⁴² J. M. Landgraf,³ K. D. Landry,⁶ J. Lauret,³ A. Lebedev,³ R. Lednicky,¹⁷ J. H. Lee,³ X. Li,³⁹ W. Li,⁴¹ Y. Li,⁴⁷ C. Li,³⁹ J. Lidrych,¹⁰ T. Lin,¹⁴ M. A. Lisa,²⁹ F. Liu,⁷ P. Liu,⁴² Y. Liu,⁴⁴ H. Liu,¹⁴ T. Ljubicic,³ W. J. Llope,⁵⁶ M. Lomnitz,²² R. S. Longacre,³ X. Luo,⁷ S. Luo,⁸ G. L. Ma,⁴¹ L. Ma,⁴¹ R. Ma,³ Y. G. Ma,⁴¹ N. Magdy,⁴² R. Majka,⁵⁸ D. Mallick,²⁷ S. Margetis,¹⁸ C. Markert,⁴⁵ H. S. Matis,²² D. Mayes,⁵⁰ K. Meehan,⁵ J. C. Mei,⁴⁰ Z. W. Miller,⁸ N. G. Minaev,³³ S. Mioduszewski,⁴⁴ D. Mishra,²⁷ S. Mizuno,²² B. Mohanty,²⁷ M. M. Mondal,¹³ D. A. Morozov,³³ M. K. Mustafa,²² Md. Nasim,⁶ T. K. Nayak,⁵⁴ J. M. Nelson,⁴ D. B. Nemes,⁵⁸ M. Nie,⁴¹ G. Nigmatkulov,²⁶ T. Niida,⁵⁶ L. V. Nogach,³³ T. Nonaka,⁴⁸ S. B. Nurushev,³³ G. Odyniec,²² A. Ogawa,³ K. Oh,³⁵ V. A. Okorokov,²⁶ D. Olivitt, Jr.,⁴³ B. S. Page,³ R. Pak,³ Y. Pandit,⁸ Y. Panebratsev,¹⁷ B. Pawlik,³⁰ H. Pei,⁷ C. Perkins,⁴ J. Pluta,⁵⁵ K. Poniowska,⁵⁵ J. Porter,²² M. Posik,⁴³ N. K. Pruthi,³¹ M. Przybycien,¹ J. Putschke,⁵⁶ A. Quintero,⁴³ S. Ramachandran,¹⁹ R. L. Ray,⁴⁵ R. Reed,²³ M. J. Rehbein,⁹ H. G. Ritter,²² J. B. Roberts,³⁶ O. V. Rogachevskiy,¹⁷ J. L. Romero,⁵ J. D. Roth,⁹ L. Ruan,³ J. Rusnak,¹¹ O. Rusnakova,¹⁰ N. R. Sahoo,⁴⁴ P. K. Sahu,¹³ S. Salur,³⁷ J. Sandweiss,⁵⁸ M. Saur,¹¹ J. Schambach,⁴⁵ A. M. Schmah,²² W. B. Schmidke,³ N. Schmitz,²⁴ B. R. Schweid,⁴² J. Seger,⁹ M. Sergeeva,⁶ R. Seto,⁵⁰ P. Seyboth,²⁴ N. Shah,⁴¹ E. Shalaliev,¹⁷ P. V. Shanmuganathan,²³ M. Shao,³⁹ W. Q. Shen,⁴¹ S. S. Shi,⁷ Z. Shi,²² Q. Y. Shou,⁴¹ E. P. Sichtermann,²² R. Sikora,¹ M. Simko,¹¹ S. Singha,¹⁸ M. J. Skoby,¹⁴ N. Smirnov,⁵⁸ D. Smirnov,³ W. Solyst,¹⁴ P. Sorensen,³ H. M. Spinka,² B. Srivastava,³⁴ T. D. S. Stanislaus,⁵³ D. J. Stewart,⁵⁸ M. Strikhanov,²⁶ B. Stringfellow,³⁴ A. A. P. Suaide,¹⁵ A. H. Tang,³ Z. Tang,³⁹ A. Taranenko,²⁶ B. Summa,³² Y. Sun,³⁹ X. Sun,⁷ X. M. Sun,⁷ B. Surrow,⁴³ D. N. Svirida,¹⁵ A. H. Tang,³ Z. Tang,³⁹ A. Taranenko,²⁶ T. Tarnowsky,²⁵ A. Tawfik,⁵⁷ J. Thäder,²² J. H. Thomas,²² A. R. Timmins,⁴⁶ D. Tlusty,³⁶ T. Todoroki,³ M. Tokarev,¹⁷ S. Trentalange,⁶ R. E. Tribble,⁴⁴ P. Tribedy,³ S. K. Tripathy,¹³ B. A. Trzeciak,¹⁰ O. D. Tsai,⁶ T. Ullrich,³ D. G. Underwood,² I. Upsal,²⁹ G. Van Buren,³ G. van Nieuwenhuizen,³ A. N. Vasiliev,³³ F. Videbæk,³ S. Vokal,¹⁷ S. A. Voloshin,⁵⁶ A. Vossen,¹⁴ G. Wang,⁶ Y. Wang,⁷ F. Wang,³⁴ Y. Wang,⁴⁷ G. Webb,³ J. C. Webb,³ L. Wen,⁶ G. D. Westfall,²⁵ H. Wieman,²² S. W. Wissink,¹⁴ R. Witt,⁵² Y. Wu,¹⁸ Z. G. Xiao,⁴⁷ G. Xie,³⁹ W. Xie,³⁴ Y. F. Xu,⁴¹ J. Xu,⁷ Q. H. Xu,⁴⁰ N. Xu,²² Z. Xu,³ S. Yang,³ Y. Yang,²⁸ C. Yang,⁴⁰ Q. Yang,⁴⁰ Z. Ye,⁸ Z. Ye,⁸ L. Yi,⁵⁸ K. Yip,³ I.-K. Yoo,³⁵ N. Yu,⁷ H. Zbroszczyk,⁵⁵ W. Zha,³⁹ Z. Zhang,⁴¹ J. Zhang,²¹ S. Zhang,³⁹ S. Zhang,⁴¹ J. Zhang,²² Y. Zhang,³⁹ X. P. Zhang,⁴⁷ J. B. Zhang,⁷ J. Zhao,³⁴ C. Zhong,⁴¹ L. Zhou,³⁹ C. Zhou,⁴¹ X. Zhu,⁴⁷ Z. Zhu,⁴⁰ and M. Zyzak¹²

(STAR Collaboration)

¹AGH University of Science and Technology, FPACS, PL-Cracow 30-059, Poland²Argonne National Laboratory, Argonne, Illinois 60439³Brookhaven National Laboratory, Upton, New York 11973⁴University of California, Berkeley, California 94720⁵University of California, Davis, California 95616⁶University of California, Los Angeles, California 90095⁷Central China Normal University, Wuhan, Hubei 430079⁸University of Illinois at Chicago, Chicago, Illinois 60607⁹Creighton University, Omaha, Nebraska 68178¹⁰Czech Technical University in Prague, FNSPE, Prague 115 19, Czech Republic¹¹Nuclear Physics Institute AS CR, Prague 250 68, Czech Republic¹²Frankfurt Institute for Advanced Studies FIAS, D-Frankfurt 60438, Germany

- ¹³*Institute of Physics, Bhubaneswar 751005, India*
¹⁴*Indiana University, Bloomington, Indiana 47408*
¹⁵*Alikhanov Institute for Theoretical and Experimental Physics, Moscow 117218, Russia*
¹⁶*University of Jammu, Jammu 180001, India*
¹⁷*Joint Institute for Nuclear Research, Dubna 141 980, Russia*
¹⁸*Kent State University, Kent, Ohio 44242*
¹⁹*University of Kentucky, Lexington, Kentucky 40506-0055*
²⁰*Lamar University, Physics Department, Beaumont, Texas 77710*
²¹*Institute of Modern Physics, Chinese Academy of Sciences, Lanzhou, Gansu 730000*
²²*Lawrence Berkeley National Laboratory, Berkeley, California 94720*
²³*Lehigh University, Bethlehem, Pennsylvania 18015*
²⁴*Max-Planck-Institut für Physik, D-Munich 80805, Germany*
²⁵*Michigan State University, East Lansing, Michigan 48824*
²⁶*National Research Nuclear University MEPhI, Moscow 115409, Russia*
²⁷*National Institute of Science Education and Research, HBNI, Jatni 752050, India*
²⁸*National Cheng Kung University, Tainan 70101*
²⁹*Ohio State University, Columbus, Ohio 43210*
³⁰*Institute of Nuclear Physics PAN, PL-Cracow 31-342, Poland*
³¹*Panjab University, Chandigarh 160014, India*
³²*Pennsylvania State University, University Park, Pennsylvania 16802*
³³*Institute of High Energy Physics, Protvino 142281, Russia*
³⁴*Purdue University, West Lafayette, Indiana 47907*
³⁵*Pusan National University, Pusan 46241, Korea*
³⁶*Rice University, Houston, Texas 77251*
³⁷*Rutgers University, Piscataway, New Jersey 08854*
³⁸*Universidade de Sao Paulo, Sao Paulo 05314-970, Brazil*
³⁹*University of Science and Technology of China, Hefei, Anhui 230026*
⁴⁰*Shandong University, Jinan, Shandong 250100*
⁴¹*Shanghai Institute of Applied Physics, Chinese Academy of Sciences, Shanghai 201800*
⁴²*State University of New York, Stony Brook, New York 11794*
⁴³*Temple University, Philadelphia, Pennsylvania 19122*
⁴⁴*Texas A&M University, College Station, Texas 77843*
⁴⁵*University of Texas, Austin, Texas 78712*
⁴⁶*University of Houston, Houston, Texas 77204*
⁴⁷*Tsinghua University, Beijing 100084*
⁴⁸*University of Tsukuba, Tsukuba, Ibaraki 305-8571, Japan*
⁴⁹*Southern Connecticut State University, New Haven, Connecticut 06515*
⁵⁰*University of California, Riverside, California 92521*
⁵¹*University of Heidelberg, D-69117 Heidelberg, Germany*
⁵²*United States Naval Academy, Annapolis, Maryland 21402*
⁵³*Valparaiso University, Valparaiso, Indiana 46383*
⁵⁴*Variable Energy Cyclotron Centre, Kolkata 700064, India*
⁵⁵*Warsaw University of Technology, PL-Warsaw 00-661, Poland*
⁵⁶*Wayne State University, Detroit, Michigan 48201*
⁵⁷*World Laboratory for Cosmology and Particle Physics (WLCAPP), Cairo 11571, Egypt*
⁵⁸*Yale University, New Haven, Connecticut 06520*



(Received 3 October 2017; revised manuscript received 11 February 2018; published 22 May 2018)

An improved measurement of the ${}^3_{\Lambda}\text{H}$ lifetime is presented. In this paper, the mesonic decay modes ${}^3_{\Lambda}\text{H} \rightarrow {}^3\text{He} + \pi^{-}$ and ${}^3_{\Lambda}\text{H} \rightarrow d + p + \pi^{-}$ are used to reconstruct the ${}^3_{\Lambda}\text{H}$ from Au+Au collision data collected by the STAR collaboration at Relativistic Heavy Ion Collider (RHIC). A minimum χ^2 estimation is used to determine the lifetime of $\tau = 142^{+24}_{-21}$ (stat.) ± 29 (syst.) ps. This lifetime is about 50% shorter than the lifetime $\tau = 263 \pm 2$ ps of a free Λ , indicating strong hyperon-nucleon interaction in the hypernucleus system. The branching ratios of the mesonic decay channels are also determined to satisfy $\text{B.R.}({}^3\text{He} + \pi^{-}) / (\text{B.R.}({}^3\text{He} + \pi^{-}) + \text{B.R.}(d + p + \pi^{-})) = 0.32 \pm 0.05$ (stat.) ± 0.08 (syst.). Our ratio result favors the assignment $J({}^3_{\Lambda}\text{H}) = \frac{1}{2}$ over $J({}^3_{\Lambda}\text{H}) = \frac{3}{2}$. These measurements will help to constrain models of hyperon-baryon interactions.

I. INTRODUCTION

The hyperon-nucleon (Y-N) interaction is of fundamental interest because it introduces the strangeness quantum number in nuclear matter [1] and so understanding it can provide insights into the strong interaction, often through the use of effective models that extend work on normal nuclei to the flavor SU(3) group [2]. The Y-N interaction is also of crucial importance in high-density matter systems, such as neutron stars [3,4]. At such high densities, particles with some strange content can be created. The formation of hyperons softens the equation of state and reduces the possible maximum mass of the corresponding neutron star [5], which makes it extremely difficult to describe neutron stars exceeding two solar masses, such as those observed recently in [6,7]. Among other explanations (such as deconfinement to quark matter), alternative Y-N couplings have been suggested as possible solutions for the so-called ‘‘hyperon puzzle’’ [8–10].

Hypernuclei are natural hyperon-baryon correlation systems and can be used as an experimental probe to study the Y-N interaction [11]. The lifetime of a hypernucleus depends on the strength of the Y-N interaction. Therefore, a precise determination of the lifetime of hypernuclei provides direct information on the Y-N interaction strength [12].

The hypertriton ${}^3_{\Lambda}\text{H}$, which consists of a Λ , a proton, and a neutron, is the lightest known hypernucleus. It has been argued that if the ${}^3_{\Lambda}\text{H}$ is a Λ hyperon weakly bound to a deuteron core, then the lifetime of the ${}^3_{\Lambda}\text{H}$ should be close to that of the free Λ [12]. The lifetime of the ${}^3_{\Lambda}\text{H}$ has been measured using helium bubble chambers and nuclear emulsion since the 1960s [13–23]. Early measurements indicated a lifetime close to [17–19,21–23] or shorter than [13–15,20] that of the free Λ , though with large statistical uncertainty. Recent measurements of the ${}^3_{\Lambda}\text{H}$ lifetime from experiments at Relativistic Heavy Ion Collider (RHIC) (BNL), HypHI (GSI), and LHC (CERN) were reported [24–26]. They all show a lifetime shorter than that of the free Λ . However, due to the dispersion of the different measurements, a clear conclusion on the lifetime of ${}^3_{\Lambda}\text{H}$ cannot be reached. Moreover, theoretical calculations do not provide a consensus picture of the ${}^3_{\Lambda}\text{H}$ structure because of the diverging lifetime values [12,27–33].

In this paper, we report a new improved measurement of the ${}^3_{\Lambda}\text{H}$ lifetime from the STAR (Solenoid Tracker at RHIC) experiment. RHIC provides an ideal laboratory to study the Y-N interaction because hyperons and nucleons are abundantly produced in high-energy nucleus-nucleus collisions [24].

II. EXPERIMENT AND DATA

The main detector of STAR [34] is a time projection chamber (TPC) [35] that measures momentum and energy loss of particles produced in heavy-ion collisions. This information is used to identify charged particles, like π^{\pm} , p , d , and ${}^3\text{He}$ produced in the collisions. We are able to reconstruct ${}^3_{\Lambda}\text{H}$ via its two main decay channels: ${}^3_{\Lambda}\text{H} \rightarrow {}^3\text{He} + \pi^{-}$ and ${}^3_{\Lambda}\text{H} \rightarrow d + p + \pi^{-}$. The theoretical branching ratios for those two channels are 25% and 40%, respectively [33]. Due to small branching ratios, or decays into neutral particles [33], the remaining decay channels have been disregarded in this paper.

TABLE I. Data set for the two-body decay channel analysis, with ${}^3\text{He}$ and ${}^3_{\Lambda}\text{H}$ statistics.

Energy	Events ($\times 10$ M)	${}^3\text{He}$	${}^3\overline{\text{He}}$	${}^3_{\Lambda}\text{H} + {}^3_{\Lambda}\overline{\text{H}}$
7.7 GeV	0.4	6388 ± 80	0	52 ± 17
11.5 GeV	1	5330 ± 73	0	44 ± 16
19.6 GeV	3	4941 ± 70	0	42 ± 14
27 GeV	5	4179 ± 65	19 ± 4	45 ± 16
39 GeV	12	5252 ± 72	133 ± 12	86 ± 21
200 GeV	22	6850 ± 83	2213 ± 47	85 ± 20

The beam energy scan at RHIC during the years 2010 and 2011 allowed STAR to collect data from Au+Au collisions over a broad range of energies. The lifetime is an intrinsic property of every unstable particle, and is independent of beam energy [36]. All ${}^3_{\Lambda}\text{H}$ measurements, regardless of beam energy, are combined to increase the statistics.

A minimum-bias (MB) trigger at multiple beam energies was used. For the two-body decay channel analysis, we use data from six different energies, $\sqrt{s_{\text{NN}}} = 7.7, 11.5, 19.6, 27, 39,$ and 200 GeV; for the three-body decay analysis, we have three beam energies, $\sqrt{s_{\text{NN}}} = 27, 39,$ and 200 GeV. The 200-GeV data used in the two-body analysis were collected in 2010, and data for the three-body channel were collected in 2011. The current paper includes a two-body decay analysis that was completed prior to the availability of newer samples [37]. As a cross-check, a three-body decay analysis was subsequently carried out; this was confined to 2011 data sets which offered better statistics and lower backgrounds for that channel [38]. Nevertheless, we report results that represent substantial improvements in statistical uncertainties over prior measurements. Further improvements in ${}^3_{\Lambda}\text{H}$ measurements are expected when future runs become available for analysis. The event statistics and basic event-level selections for the two-body and the three-body channel analyses are listed in Tables I and II, respectively. In addition, the counts of well identified ${}^3\text{He}$ and ${}^3\overline{\text{He}}$ candidates are listed for the two-body decay mode in Table I. The numbers of identified ${}^3_{\Lambda}\text{H}$ and ${}^3_{\Lambda}\overline{\text{H}}$ are listed in Table I and only identified ${}^3_{\Lambda}\text{H}$ are listed in Table II. The three-body channel of ${}^3_{\Lambda}\overline{\text{H}}$ is expected to have marginal statistics due to the lower tracking efficiency of $\overline{p}, \overline{d},$ and strong absorption of antiparticles in the detector material.

III. ANALYSIS AND RESULTS

The ${}^3_{\Lambda}\text{H}$ candidates are reconstructed from the invariant mass distributions of the daughters: ${}^3\text{He} + \pi^{-}$ for the two-body

TABLE II. Data set for the three-body decay channel analysis, with ${}^3_{\Lambda}\text{H}$ statistics.

Energy	Events ($\times 10$ M)	${}^3_{\Lambda}\text{H}$
27 GeV	5	42 ± 16
39 GeV	13	53 ± 13
200 GeV	52	128 ± 30

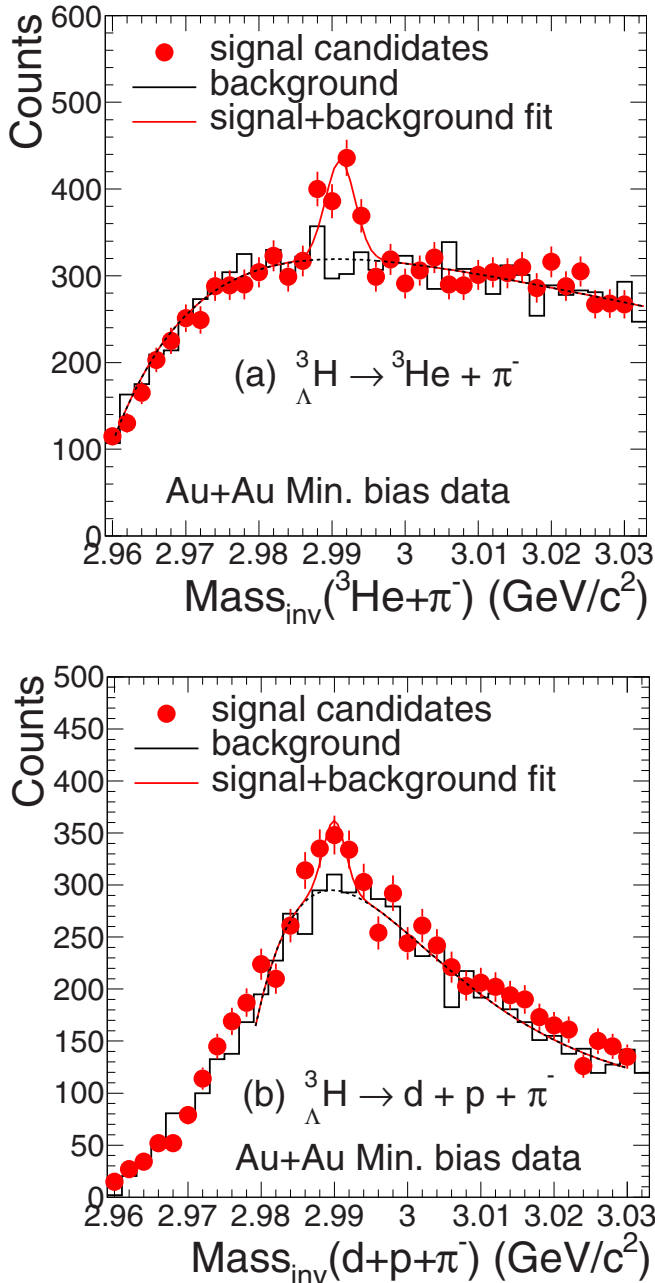


FIG. 1. The ${}^3_{\Lambda}\text{H}$ invariant mass distribution for each decay channel with statistics summarized in Tables I and II. The solid circles represent the signal candidate distributions, and the solid histograms are the rotated background. The background shapes were constrained by fits, shown as dotted black lines. The solid red lines are a fit combining signal (Gaussian) plus background (double exponential). Error bars represent statistical errors.

decay channel, and $d + p + \pi^-$ for the three-body decay channel, shown as solid circles in Fig. 1. Tracks with transverse momentum $p_T > 0.2 \text{ GeV}/c$ and pseudorapidity $|\eta| < 1.0$ are used for ${}^3_{\Lambda}\text{H}$ candidate reconstruction. An additional requirement is that the momentum of the ${}^3\text{He}$ is greater than $2 \text{ GeV}/c$; this avoids contamination from low momentum ${}^3\text{H}$ [24]. The ${}^3_{\Lambda}\text{H}$ has a typical decay length of several centimeters, which is

long enough to be resolved by the STAR TPC. To optimize the signal to background ratio, we apply a combination of constraints to the decay topology parameters, including the distance of closest approach (DCA) between daughter tracks, the DCA of daughters to the ${}^3_{\Lambda}\text{H}$ decay vertex, the DCA of the ${}^3_{\Lambda}\text{H}$ candidate to the primary heavy-ion collision vertex, the decay length of the ${}^3_{\Lambda}\text{H}$ candidate, and the DCA of the daughters to the collision vertex. Topology selections are optimized separately for the two-body and three-body decay channels, with the selections for the two-body case being very similar to those listed in the STAR 2010 publication [24].

Using the candidates that pass the topology selections, a background invariant mass curve is constructed by rotating one of the daughters by 180 degrees around the beam axis. The π^- is rotated in the case of the two-body channel, and the deuteron in the case of the three-body channel. This procedure accurately describes the residual combinatorial background shown as solid histograms in Fig. 1. The background shapes are fitted by a double exponential function: $f(x) \propto \exp(-x/p_1) - \exp(-x/p_2)$ with $\chi^2/\text{NDF} = 30.6/31$ and $20.6/21$ for the two-body and three-body decay channels, respectively. The signals are then fitted by adding a Gaussian function to the background. Bin-by-bin counting is used to calculate the signal within the mass range $[2.987, 2.995] \text{ GeV}/c^2$, where the signal to background ratios are $\sim 25\%$ for the two-body channel and $\sim 15\%$ for the three-body channel. In total, $354 {}^3_{\Lambda}\text{H} + {}^3_{\Lambda}\bar{\text{H}}$ and $223 {}^3_{\Lambda}\text{H}$ candidates are identified in two-body and three-body channel analyses, respectively.

The ${}^3_{\Lambda}\text{H}$ decays obey $N(t) = N_0 e^{-t/\tau} = N_0 e^{-\ell/\beta\gamma c\tau}$, where ℓ is the ${}^3_{\Lambda}\text{H}$ decay length, $\beta = v/c$, and γ is the Lorentz factor. For the two-body decay channel, we count ${}^3_{\Lambda}\text{H}$ decays in four bins of $\ell/\beta\gamma$: $[2, 5] \text{ cm}$, $[5, 8] \text{ cm}$, $[8, 11] \text{ cm}$, and $[11, 41] \text{ cm}$. Because the three-body decay channel has fewer events due to a lower reconstruction efficiency with a magnitude of 1%, only three bins in $\ell/\beta\gamma$ are used in this decay channel: $[2.4, 8] \text{ cm}$, $[8, 13] \text{ cm}$, and $[13, 25] \text{ cm}$. We correct the ${}^3_{\Lambda}\text{H}$ counts in each bin for reconstruction efficiency and detector acceptance using STAR embedding data, which is derived from a Monte Carlo GEANT3 simulation with STAR detector geometry [39]. Because the counts are combined from a wide range of beam energies, the yield at each energy is computed according to the number of events used for the two-body and three-body analyses by normalizing to ${}^3\text{He}$ counts in the same data set, and the results are shown in Fig. 2(a).

The lifetime is extracted from the fit to the $\ell/\beta\gamma$ distribution. Asymmetric statistical errors are calculated by performing a minimum χ^2 estimation of the fit to the $c\tau$ distributions as represented in Fig. 2(b). Our result is $142^{+24}_{-21} \text{ ps}$. The value is $123^{+26}_{-21} \text{ ps}$ for the two-body channel analysis only, and $193^{+82}_{-48} \text{ ps}$ for the three-body channel. As a comparison, the ${}^3_{\Lambda}\text{H}$ lifetime measurement reported by STAR in 2010 [24] is $182^{+89}_{-45} \text{ (stat.)} \pm 27 \text{ (syst.) ps}$. The present measurement is consistent with STAR's 2010 measurement to within 0.9σ and has a smaller uncertainty.

Systematic errors fall into several main categories. First, we consider systematics arising from the values chosen for topology cuts. Second, the effect of the choice of bin width for the ${}^3_{\Lambda}\text{H}$ candidate invariant mass plots was investigated. Third,

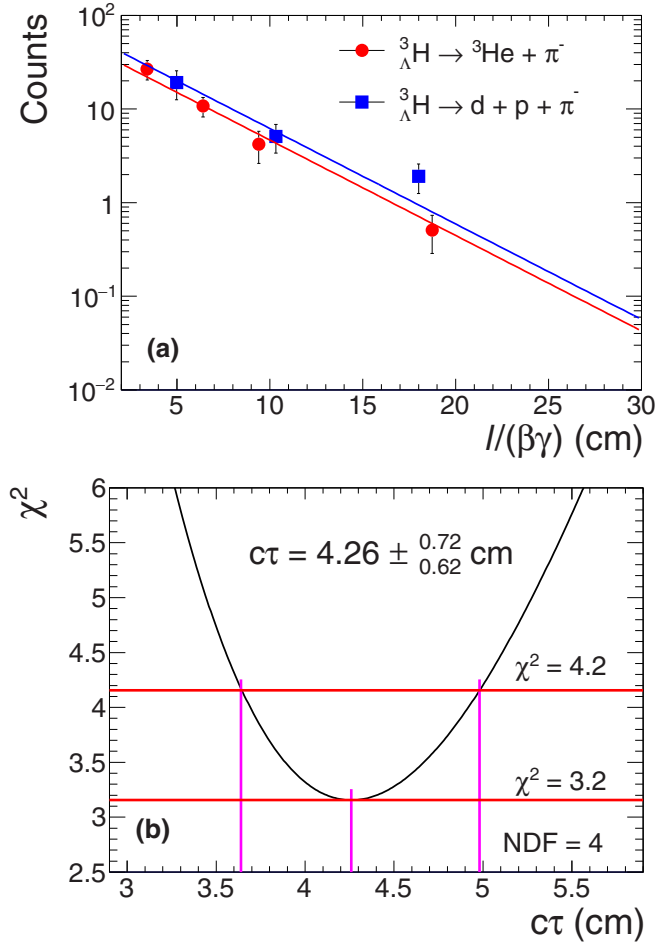


FIG. 2. (a) The ${}^3_{\Lambda}\text{H}$ yield as a function of $l/\beta\gamma$ for each of the two analyzed decay channels. The red points are for two-body decays in four bins of $l/\beta\gamma$, and the blue squares are for three-body decay in three $l/\beta\gamma$ bins. The yields indicate the number of ${}^3_{\Lambda}\text{H}$ per million events for each channel, and are already divided by the theoretical branching ratio [33]). The data points are fitted with the usual radioactive decay function (see text for a discussion of the fit lines). (b) The best fit result to the seven data points in (a) using a minimum χ^2 estimation.

we investigate systematics due to the properties of ${}^3_{\Lambda}\text{H}$ assumed in the embedding analysis, by varying both the assumed p_T distribution and assumed lifetime of the ${}^3_{\Lambda}\text{H}$. We also investigated the contribution from comparison with side-band techniques [24]. Details of those systematic errors are shown in Table III. Additional sources of systematics, including loss of ${}^3_{\Lambda}\text{H}$ due to interactions between ${}^3_{\Lambda}\text{H}$ and the detector material or gas are found to be negligible. The independent contributions listed in Table III are added in quadrature and are reflected in the final systematic error of 29 ps.

As a further cross-check, the Λ has been reconstructed via the $\Lambda \rightarrow p + \pi^-$ decay channel in our experiment using the same method, and we obtain 267 ± 5 ps for the Λ lifetime [24]. This measurement is consistent with the Λ lifetime of 263 ± 2 ps compiled by the Particle Data Group [36].

A summary plot of the worldwide ${}^3_{\Lambda}\text{H}$ lifetime measurements is shown in Fig. 3. There have been discussions of the

TABLE III. Main sources of systematic uncertainty for lifetime measurement in the two-body and three-body decay analyses.

Decay channel	Systematic source	Uncertainty (%)
Two-body	Invariant mass binning	6
	Decay length and DCA (π)	2
	DCA (${}^3\text{He}$ to π)	6
	Embedding analysis	7
	Background shape	4
Three-body	Invariant mass binning	9
	DCA (p to π)	3
	DCA (p - π pair)	15
	Embedding analysis	5
	Background shape	4

lifetime of ${}^3_{\Lambda}\text{H}$ since the 1960s. For many years, the ${}^3_{\Lambda}\text{H}$ was considered as a weakly bound state formed from a deuteron and a Λ , which leads to the inference that the ${}^3_{\Lambda}\text{H}$ lifetime should be very close to that of the free Λ [12]. However, not all experimental measurements support this picture. From Fig. 3, it can be seen that there are at least two early measurements [15,20] that indicate ${}^3_{\Lambda}\text{H}$ has a shorter lifetime than the Λ . The lifetime measured in Ref. [20] has the smallest error among similar studies in the 1960s and 1970s, and was shorter than the others. This measurement was based on the three-body decay channel ${}^3_{\Lambda}\text{H} \rightarrow p + d + \pi^-$ in a nuclear emulsion experiment. The shorter lifetime was attributed to the dissociation of the lightly bound Λ and deuteron when traveling in a dense medium. However, this explanation is not fully convincing since measurements in Refs. [17,19,22] also used nuclear emulsion, yet their results were close to the Λ lifetime. In addition, Refs. [13,14] used a helium bubble chamber that should not be affected by the hypothesized dissociation, and report a lifetime lower than that of the free Λ .

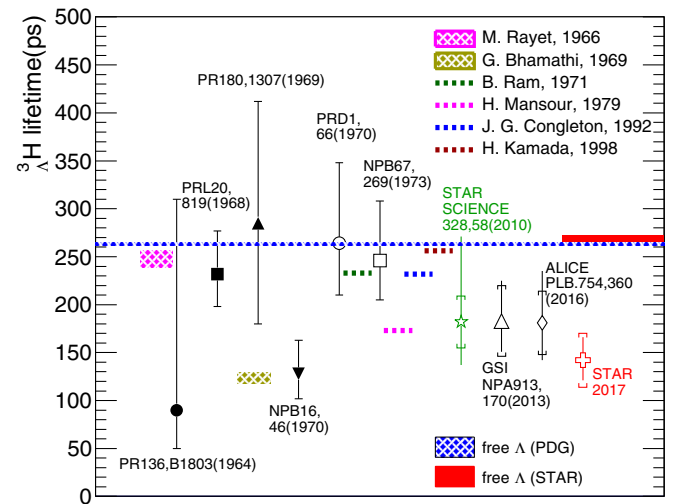


FIG. 3. A summary of worldwide ${}^3_{\Lambda}\text{H}$ lifetime experimental measurements and theoretical calculations. The star and cross markers are the STAR collaboration's measurement published in 2010 [24] and the present analysis.

A recent statistical compilation of the lifetime measurements available in the literature favors the lifetime of ${}^3_{\Lambda}\text{H}$ (215^{+18}_{-16} ps) being shorter than that of the Λ [26,40]. The present lifetime measurement casts further doubt on the early inferences concerning the structure of the ${}^3_{\Lambda}\text{H}$. The lifetime is related to the binding energy of the Λ in this hypernucleus and to its decay channels. Theoretical predictions need to employ assumptions about the Λ binding energy, which is poorly measured [11,33]. Assuming a larger binding energy leads to a shorter lifetime [12]. There is also the possibility that stimulated Λ decay due to the presence of other nucleons, such as the process $\Lambda + N \rightarrow N + N + \pi^0$ may contribute to the pionic modes [12]. This effect may become much larger due to interference with the normal decay interaction [30]. The current measurements clearly motivate further study [41,42].

Because the ${}^3_{\Lambda}\text{H}$ can be reconstructed via its two decay channels, ${}^3_{\Lambda}\text{H} \rightarrow {}^3\text{He} + \pi^-$ and ${}^3_{\Lambda}\text{H} \rightarrow d + p + \pi^-$ at STAR, it is possible to compare the decay branching ratios for those two channels. By fitting the seven data points in Fig. 2(a) with the radioactive decay function simultaneously, we can extract the product $N_0 \times \Gamma$ for each channel. We define

$$\text{Ratio} = \frac{\Gamma({}^3_{\Lambda}\text{H} \rightarrow {}^3\text{He} + \pi^-)}{\Gamma({}^3_{\Lambda}\text{H} \rightarrow {}^3\text{He} + \pi^-) + \Gamma({}^3_{\Lambda}\text{H} \rightarrow d + p + \pi^-)}.$$

This definition is different from a more commonly used variable R_3 , which is defined as

$$R_3 = \frac{\Gamma({}^3_{\Lambda}\text{H} \rightarrow {}^3\text{He} + \pi^-)}{\Gamma({}^3_{\Lambda}\text{H} \rightarrow \text{all } \pi^- \text{ channels})}.$$

However, considering that, theoretically, the sum of Γ 's of ${}^3_{\Lambda}\text{H} \rightarrow {}^3\text{He} + \pi^-$ and ${}^3_{\Lambda}\text{H} \rightarrow d + p + \pi^-$ channels is over 99% of all π^- channels [33], the difference between R_3 and our ratio would be less than 1%. From our data, the measured ratio is 0.32 ± 0.05 (stat.) ± 0.08 (syst.). Each fit line in Fig. 2(a) has been normalized by the appropriate branching ratio [33]. The vertical shift between the two fit lines is due to the difference between our measured R_3 value and the theoretical calculations. However, the difference is within the uncertainty of experimental data shown in Fig. 4. Sources of systematic uncertainty are the same as discussed earlier.

Figure 4 summarizes previous measurements of this decay branching ratio in the literature [14,17,22,43,44]. The present result is close to the combined measurement from helium bubble chamber experiments and is consistent with the average value of 0.35 ± 0.04 based on early measurements in helium bubble chambers.

The branching fraction for the various decay modes of a hypernucleus will generally depend on both the spin of the hypernucleus and the nature of the Λ -decay interaction [12,29]. From the calculations in Ref. [29], our measurement lies within 2σ of the calculated value under the assumption $J({}^3_{\Lambda}\text{H}) = \frac{1}{2}$ but 3σ away under the assumption $J({}^3_{\Lambda}\text{H}) = \frac{3}{2}$. Furthermore, the $J({}^3_{\Lambda}\text{H}) = \frac{1}{2}$ assignment is consistent with the calculation $R_3 = 0.33 \pm 0.02$, where the ${}^3_{\Lambda}\text{H}$ wave function was found in the context of a Λd two-body picture of the three-body bound state [32]. It is concluded that our data are consistent with earlier determinations of the ${}^3_{\Lambda}\text{H}$ spin assignment [14,17,22,43,44].

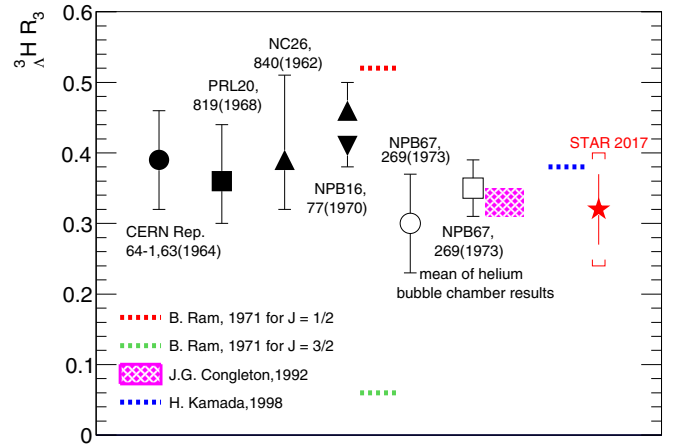


FIG. 4. A summary of worldwide ${}^3_{\Lambda}\text{H}$ R_3 experimental measurements and theoretical calculations. The star marker represents the present analysis.

IV. SUMMARY

In summary, we have presented a ${}^3_{\Lambda}\text{H}$ lifetime measurement of $\tau = 142^{+24}_{-21}$ (stat.) ± 29 (syst.) ps as well as a measurement of the ratio of two of the ${}^3_{\Lambda}\text{H}$ decay modes. A short ${}^3_{\Lambda}\text{H}$ lifetime compared with that of the free Λ ($\tau({}^3_{\Lambda}\text{H})/\tau(\Lambda) = 0.54^{+0.09}_{-0.08}$ (stat.)) is reported, which may indicate that the Λ - N interaction in ${}^3_{\Lambda}\text{H}$ is stronger than previously believed. In addition, our measurement indicates that ${}^3_{\Lambda}\text{H}$ more likely has an assignment of $J({}^3_{\Lambda}\text{H}) = \frac{1}{2}$ than $J({}^3_{\Lambda}\text{H}) = \frac{3}{2}$. The conventional understand of the ${}^3_{\Lambda}\text{H}$ is that it is a weakly bound Λd system, but more theoretical progress and experimental study is needed to understand the structure of this and other light hypernuclei. The STAR experiment will collect large data sets for Au+Au collisions over a range of beam energies during 2019–20, which will further reduce the uncertainty on the ${}^3_{\Lambda}\text{H}$ lifetime and will likely provide new insight into the structure of the ${}^3_{\Lambda}\text{H}$.

ACKNOWLEDGMENTS

We thank the RHIC Operations Group and RCF at BNL, the NERSC Center at LBNL, and the Open Science Grid consortium for providing resources and support. This work was supported in part by the Office of Nuclear Physics within the US DOE Office of Science, the US National Science Foundation, the Ministry of Education and Science of the Russian Federation, National Natural Science Foundation of China, Chinese Academy of Science, the Ministry of Science and Technology of China (973 Program No. 2014CB845400) and the Chinese Ministry of Education, the National Research Foundation of Korea, GA and MSMT of the Czech Republic, Department of Atomic Energy and Department of Science and Technology of the Government of India, the National Science Centre of Poland, National Research Foundation, the Ministry of Science, Education and Sports of the Republic of Croatia, RosAtom of Russia and German Bundesministerium fur Bildung, Wissenschaft, Forschung und Technologie (BMBF), and the Helmholtz Association.

- [1] E. Botta, T. Bressani, and G. Garbarino, *Eur. Phys. J. A* **48**, 41 (2012).
- [2] H. Müller and J. R. Shepard, *J. Phys. G* **26**, 1049 (2000).
- [3] J. M. Lattimer and M. Prakash, *Science* **304**, 536 (2004).
- [4] J. Schaffner-Bielich, *Nucl. Phys. A* **804**, 309 (2008).
- [5] N. K. Glendenning, *Compact Stars: Nuclear Physics, Particle Physics, and General Relativity* (Springer, New York, 1997).
- [6] P. B. Demorest *et al.*, *Nature (London)* **467**, 1081 (2010).
- [7] J. Antoniadis *et al.*, *Science* **340**, 1233232 (2013).
- [8] S. Weissenborn, D. Chatterjee, and J. Schaffner-Bielich, *Phys. Rev. C* **85**, 065802 (2012).
- [9] L. L. Lopes and D. P. Menezes, *Phys. Rev. C* **89**, 025805 (2014).
- [10] R. O. Gomes, V. Dexheimer, S. Schramm, and C. A. Z. Vasconcellos, *Astrophys. J.* **808**, 8 (2015).
- [11] M. Juric *et al.*, *Nucl. Phys. B* **52**, 1 (1973).
- [12] M. Rayet and R. H. Dalitz, *Nuovo Cimento A* **46**, 786 (1966).
- [13] M. M. Block *et al.*, Proceedings of the International Sienna Conference on Elementary Particle 1, 62 (Italian Phys. Soc., Bologna, 1963).
- [14] M. M. Block *et al.*, Proceedings of the International Conference on Hyperfragments, CERN Yellow Report **64-1**, 63 (1964).
- [15] R. J. Prem and P. H. Steinberg, *Phys. Rev.* **136**, B1803 (1964).
- [16] Y. W. Kang, N. Kwak, J. Schneps, and P. A. Smith, *Phys. Rev.* **139**, B401 (1965).
- [17] G. Keyes *et al.*, *Phys. Rev. Lett.* **20**, 819 (1968).
- [18] R. E. Phillips and J. Schneps, *Phys. Rev. Lett.* **20**, 1383 (1968).
- [19] R. E. Phillips and J. Schneps, *Phys. Rev.* **180**, 1307 (1969).
- [20] G. Bohm *et al.*, *Nucl. Phys. B* **16**, 46 (1970).
- [21] G. Keyes *et al.*, *Phys. Rev. D* **1**, 66 (1970).
- [22] G. Keyes, J. Sacton, J. H. Wickens, and M. M. Block, *Nucl. Phys. B* **67**, 269 (1973).
- [23] S. Avramenko *et al.*, *Nucl. Phys. A* **547**, 95 (1992).
- [24] B. I. Abelev *et al.* (STAR Collaboration), *Science* **328**, 58 (2010).
- [25] C. Rappold *et al.*, *Nucl. Phys. A* **913**, 170 (2013).
- [26] J. Adam *et al.* (ALICE Collaboration), *Phys. Lett. B* **754**, 360 (2016).
- [27] G. Bhamathi and K. Prema, *Nuovo Cimento A* **62**, 661 (1969).
- [28] G. Bhamathi and K. Prema, *Nuovo Cimento A* **63**, 555 (1969).
- [29] B. Ram and W. Williams, *Nucl. Phys. B* **28**, 566 (1971).
- [30] H. M. M. Mansour and K. Higgins, *Nuovo Cimento A* **51**, 180 (1979).
- [31] N. N. Kolesnikov and V. A. Kopylov, *Sov. Phys. J.* **31**, 210 (1988).
- [32] J. G. Congleton, *J. Phys. G* **18**, 339 (1992).
- [33] H. Kamada, J. Golak, K. Miyagawa, H. Witala, and W. Glockle, *Phys. Rev. C* **57**, 1595 (1998).
- [34] K. H. Ackermann *et al.* (STAR Collaboration), *Nucl. Instrum. Methods A* **499**, 624 (2003).
- [35] M. Anderson *et al.*, *Nucl. Instrum. Methods A* **499**, 659 (2003).
- [36] K. A. Olive *et al.* (Particle Data Group), *Chin. Phys. C* **38**, 090001 (2014).
- [37] Y. Zhu, Ph.D thesis, <https://drupal.star.bnl.gov/STAR/files/Yuhui-Zhu-Thesis.pdf>.
- [38] Y. Xu, Ph.D thesis, <https://drupal.star.bnl.gov/STAR/files/Yifei-Xu-Thesis.pdf>.
- [39] V. Fine, Y. Fisyak, V. Perevoztchikov, and T. Wenaus, *Comput. Phys. Commun.* **140**, 76 (2001).
- [40] C. Rappold *et al.*, *Phys. Lett. B* **728**, 543 (2014).
- [41] A. Gal, E. V. Hungerford, and D. J. Millener, *Rev. Mod. Phys.* **88**, 035004 (2016).
- [42] M. Agnello *et al.*, *Nucl. Phys. A* **954**, 176 (2016).
- [43] R. G. Ammar, W. Dunn, and M. Holland, *Nuovo Cimento* **26**, 840 (1962).
- [44] D. Bertrand *et al.*, *Nucl. Phys. B* **16**, 77 (1970).