

6-6-2014

Collections to Connections: Space Redesign at W.T. Young Library

Jennifer A. Bartlett
University of Kentucky, jen.bartlett@uky.edu

Follow this and additional works at: https://uknowledge.uky.edu/libraries_present



Part of the [Library and Information Science Commons](#)

[Right click to open a feedback form in a new tab to let us know how this document benefits you.](#)

Repository Citation

Bartlett, Jennifer A., "Collections to Connections: Space Redesign at W.T. Young Library" (2014). *Library Presentations*. 82.

https://uknowledge.uky.edu/libraries_present/82

This Presentation is brought to you for free and open access by the University of Kentucky Libraries at UKnowledge. It has been accepted for inclusion in Library Presentations by an authorized administrator of UKnowledge. For more information, please contact UKnowledge@lsv.uky.edu.

Collections to Connections: Space Redesign at W.T. Young Library

Presenter: Jennifer A. Bartlett, Head of William T. Young Library Reference Services
University of Kentucky, Lexington, KY

Redesigning Reference


The library is the academic center of campus, a place where students can not only access print and electronic information resources and the latest information technology, but also get the help to use them. Accommodating the ever-changing research needs of today's students was the motivation behind the redesign of the second floor space at the William T. Young Library.

Before: Reference Desk as Barrier

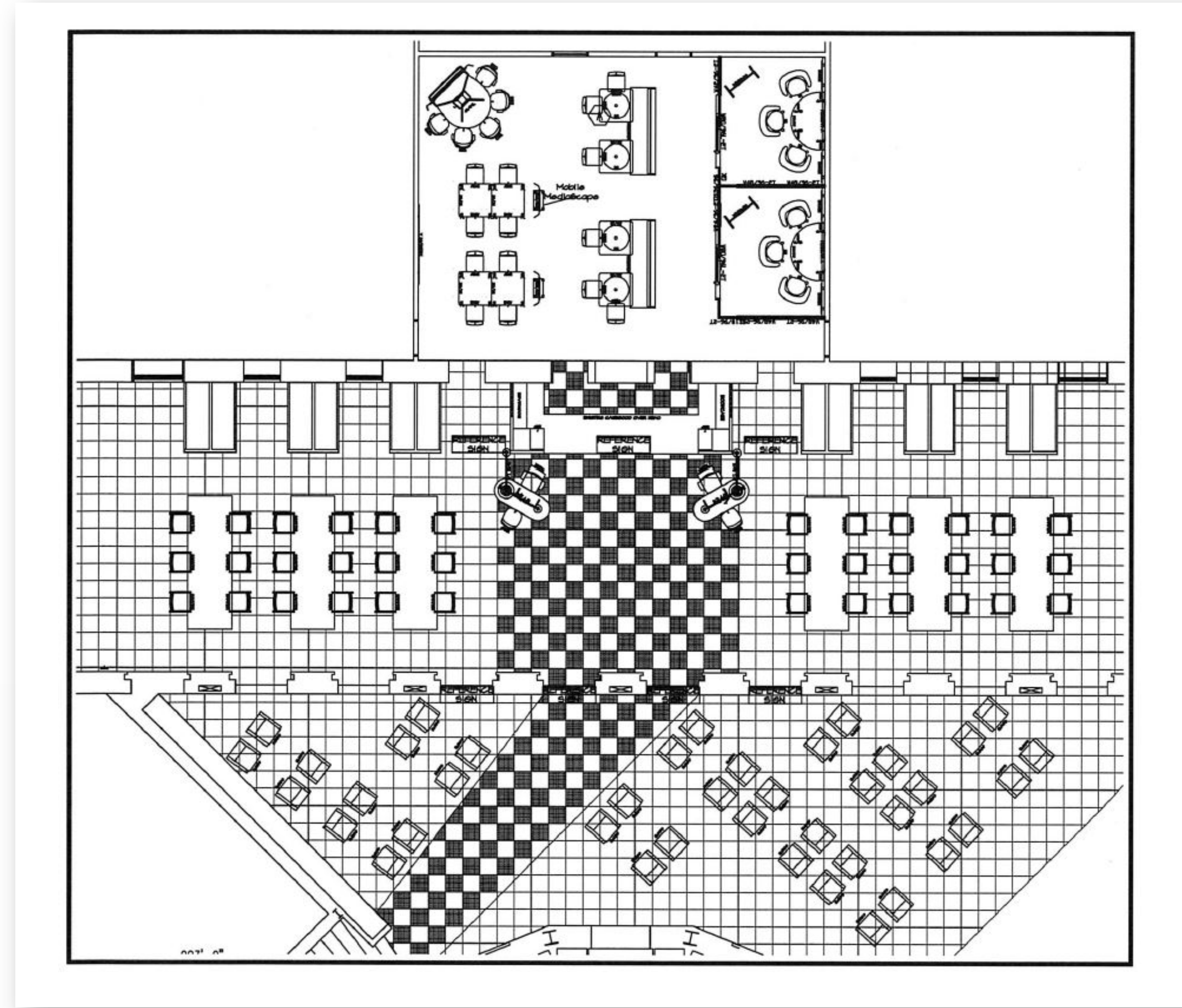
- A large wooden desk separates librarian from student
- Students can't easily observe and work with the librarian

After: Reference Desk as Consultation Space

- Space is open, allowing easy entrance to a new student space behind the desk
- Students can sit and work with the librarian on involved questions



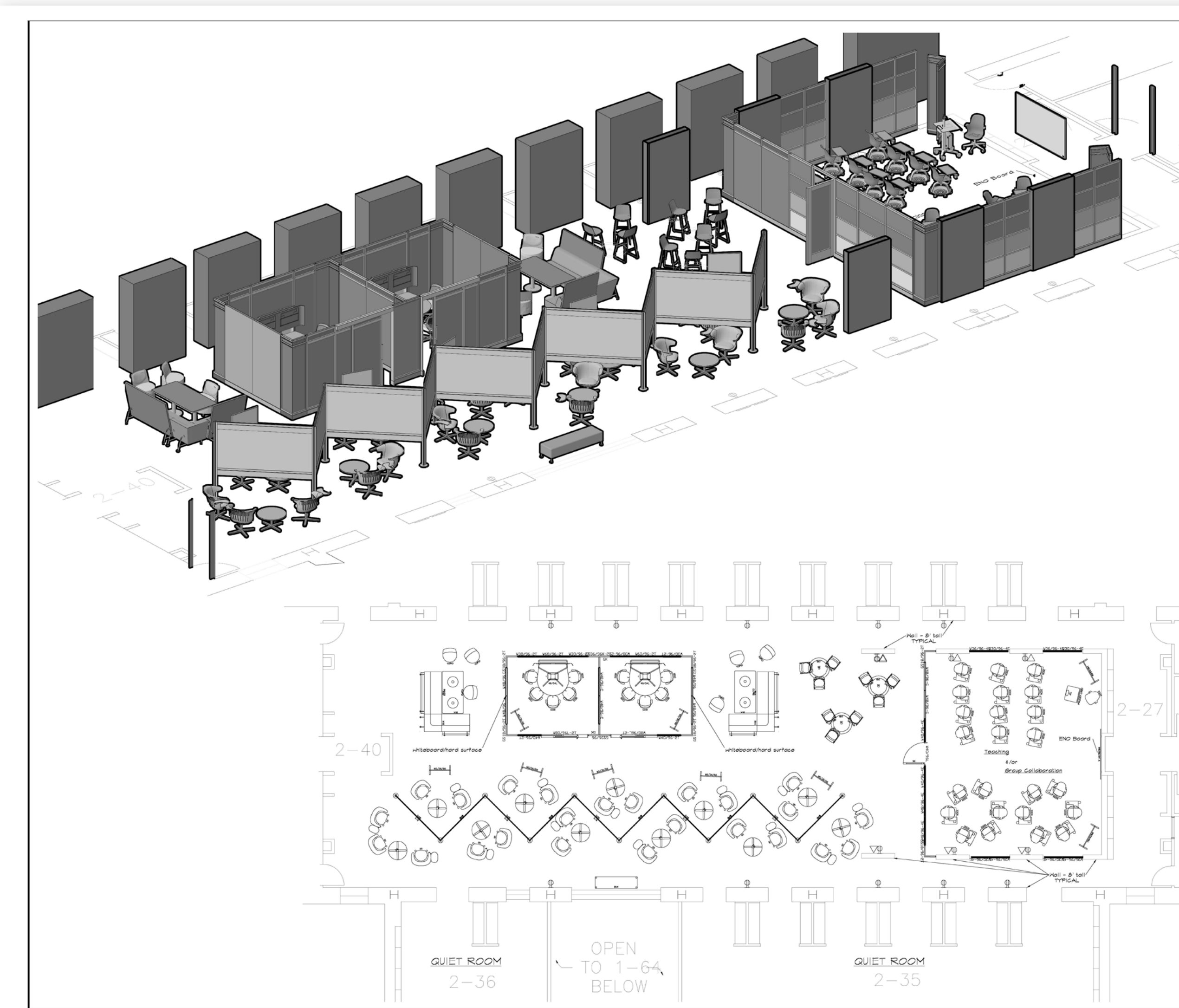
Second Floor North Wing Reference Area



What Do Students Want From the Library?

- A place to find the information resources they need
- A place to access technology, including software, printing and scanning
- A place to meet and socialize with friends
- A place to collaborate on group work and study individually
- A relaxing atmosphere away from dorms and classrooms

Second Floor South Wing Student Study Space




Student Collaboration and Instruction Space

Individual study preferences are as varied as our students. A mix of seating and desk area configurations are designed to accommodate public and private alone and group study spaces.

Before: Rows of Shelving Containing Little-Used Print Collections

- Materials included legacy collections that saw minimal circulation
- Student had few places to study on the second floor



After: Additional Space for Group and Individual Study

- A dedicated instruction room may be used by librarians for schedule classes, and by study groups
- Two small group study rooms offer media:scape units
- A variety of seating options include sofas, café tables, and individual study chairs
- Mobile and fixed white boards are available throughout the space

