



2-23-2016

# Catalysts and Methods of Increasing Mass Transfer Rate of Acid Gas Scrubbing Solvents

Joseph E. Remias  
*University of Kentucky*

Cameron A. Lippert  
*University of Kentucky, cameron.lippert@uky.edu*

Kunlei Liu  
*University of Kentucky, kunlei.liu@uky.edu*

Susan A. Odom  
*University of Kentucky, susan.odom@uky.edu*

Rachael Ann Burrows  
*University of Kentucky, rachael.kelsey@uky.edu*

**[Click here to let us know how access to this document benefits you.](#)**

Follow this and additional works at: [https://uknowledge.uky.edu/caer\\_patents](https://uknowledge.uky.edu/caer_patents)

 Part of the [Engineering Commons](#)

## Recommended Citation

Remias, Joseph E.; Lippert, Cameron A.; Liu, Kunlei; Odom, Susan A.; and Burrows, Rachael Ann, "Catalysts and Methods of Increasing Mass Transfer Rate of Acid Gas Scrubbing Solvents" (2016). *Center for Applied Energy Research Faculty Patents*. 35.  
[https://uknowledge.uky.edu/caer\\_patents/35](https://uknowledge.uky.edu/caer_patents/35)

This Patent is brought to you for free and open access by the Center for Applied Energy Research at UKnowledge. It has been accepted for inclusion in Center for Applied Energy Research Faculty Patents by an authorized administrator of UKnowledge. For more information, please contact [UKnowledge@lsv.uky.edu](mailto:UKnowledge@lsv.uky.edu).



US009266102B2

(12) **United States Patent**  
**Remias et al.**

(10) **Patent No.:** **US 9,266,102 B2**  
(45) **Date of Patent:** **Feb. 23, 2016**

(54) **CATALYSTS AND METHODS OF INCREASING MASS TRANSFER RATE OF ACID GAS SCRUBBING SOLVENTS**

(56) **References Cited**

**U.S. PATENT DOCUMENTS**

(71) Applicant: **The University of Kentucky Research Foundation**, Lexington, KY (US)

4,240,922 A	12/1980	Sartori et al.
4,376,101 A	3/1983	Sartori et al.
4,407,784 A	10/1983	Blanc et al.
4,545,965 A	10/1985	Gazzi et al.
4,729,883 A	3/1988	Lam et al.
5,026,904 A	6/1991	Lodge et al.
5,618,506 A	4/1997	Suzuki et al.
5,911,964 A	6/1999	Iwanami et al.
6,165,432 A	12/2000	Rooney
6,337,059 B1	1/2002	Schubert et al.
6,582,498 B1	6/2003	Sass et al.
6,921,733 B2	7/2005	Mahajan
7,056,482 B2	6/2006	Hakka et al.
7,601,315 B2	10/2009	Ouimet
7,758,673 B2	7/2010	Brok et al.
7,763,562 B2	7/2010	Voskoboynikov et al.
7,939,461 B2	5/2011	Fukuzumi et al.

(72) Inventors: **Joseph E. Remias**, Lexington, KY (US); **Cameron A. Lippert**, Lexington, KY (US); **Kunlei Liu**, Lexington, KY (US); **Susan Anne Odom**, Lexington, KY (US); **Rachael Ann Burrows**, Morehead, KY (US)

(73) Assignee: **The University of Kentucky Research Foundation**, Lexington, KY (US)

(\* ) Notice: Subject to any disclaimer, the term of this patent is extended or adjusted under 35 U.S.C. 154(b) by 178 days.

(Continued)

**FOREIGN PATENT DOCUMENTS**

(21) Appl. No.: **13/853,234**

CA	1277985 C	12/1990
JP	11079725 A	3/1999

(22) Filed: **Mar. 29, 2013**

(Continued)

(65) **Prior Publication Data**

US 2014/0296061 A1 Oct. 2, 2014

**OTHER PUBLICATIONS**

(51) **Int. Cl.**  
**B01J 31/22** (2006.01)  
**B01D 53/14** (2006.01)

Pun et al. (The Journal Society of Chemistry., Dalton Trans., 2002, 575-583).\*

(Continued)

(52) **U.S. Cl.**  
CPC ..... **B01J 31/2243** (2013.01); **B01D 53/1475** (2013.01); **B01D 53/1493** (2013.01); **B01D 2252/20421** (2013.01); **B01D 2252/20431** (2013.01); **B01D 2252/504** (2013.01); **B01D 2252/602** (2013.01); **B01D 2258/0283** (2013.01); **B01J 2531/0252** (2013.01); **B01J 2531/26** (2013.01)

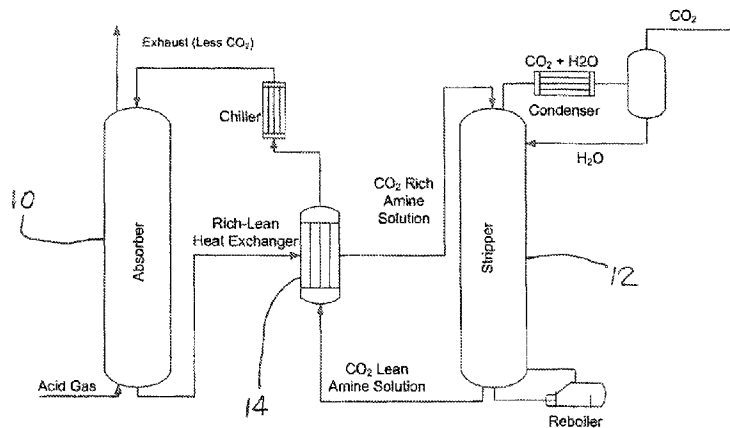
*Primary Examiner* — Yun Qian  
(74) *Attorney, Agent, or Firm* — King & Schickli, PLLC

(57) **ABSTRACT**

A novel transition metal trimer compound/catalyst is disclosed. A method of increasing the overall mass transfer rate of acid gas scrubbing solvents utilizing that catalyst is also provided.

(58) **Field of Classification Search**  
None  
See application file for complete search history.

**6 Claims, 4 Drawing Sheets**



(56)

**References Cited**

U.S. PATENT DOCUMENTS

8,318,651 B2 11/2012 Hatzelt et al.  
8,329,929 B2 12/2012 Matsunaga et al.  
2002/0081256 A1 6/2002 Chakravarti et al.  
2008/0025893 A1 1/2008 Asprion et al.  
2009/0214408 A1 8/2009 Blake et al.  
2010/0105909 A1 4/2010 Matsunaga et al.  
2010/0192770 A1 8/2010 Andarcia et al.  
2011/0015059 A1 1/2011 Matsunaga et al.  
2011/0168019 A1 7/2011 Northrop et al.  
2011/0176981 A1 7/2011 Jacquin et al.  
2012/0021897 A1 1/2012 Iwata et al.

2012/0063978 A1 3/2012 Baugh et al.  
2012/0063980 A1 3/2012 Kortunov et al.  
2012/0237421 A1 9/2012 Millner et al.

FOREIGN PATENT DOCUMENTS

JP 2003260364 A 9/2003  
WO 2012034027 A1 3/2012

OTHER PUBLICATIONS

J. Cullinane, et al.; "Kinetics of Carbon Dioxide Absorption into Aqueous Potassium Carbonate and Piperazine"; Industrial & Engineering Chemistry Research 2006, vol. 45, No. 8, pp. 2531-2545.

\* cited by examiner

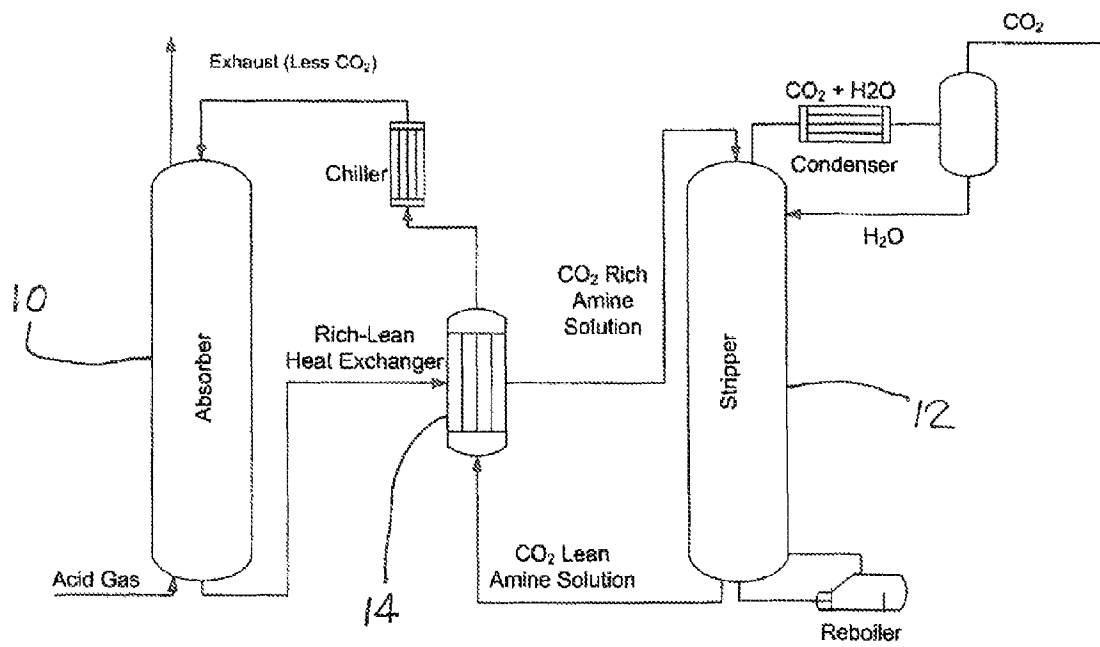


FIG. 1

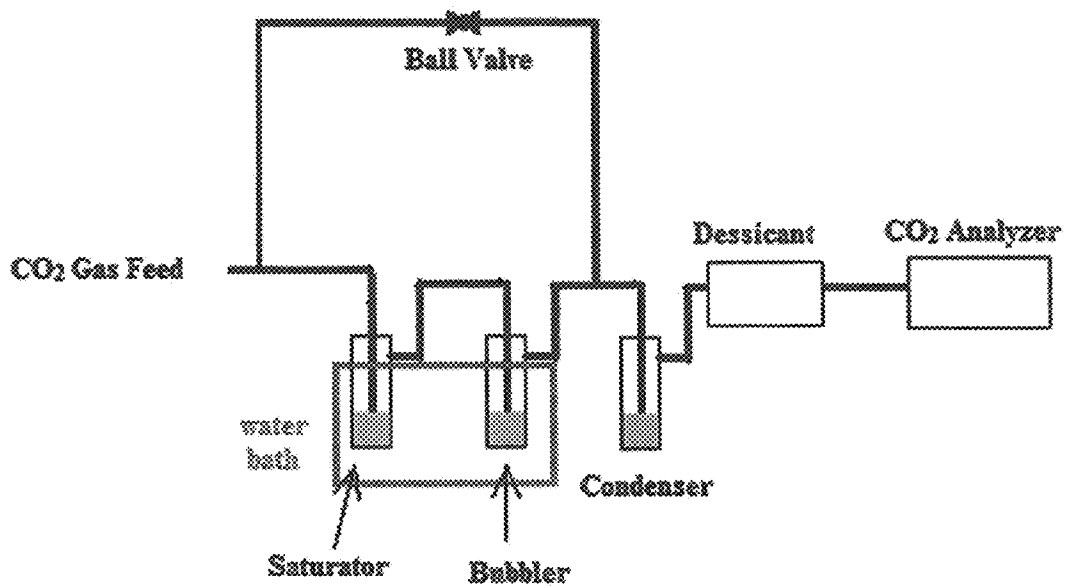


FIG. 2

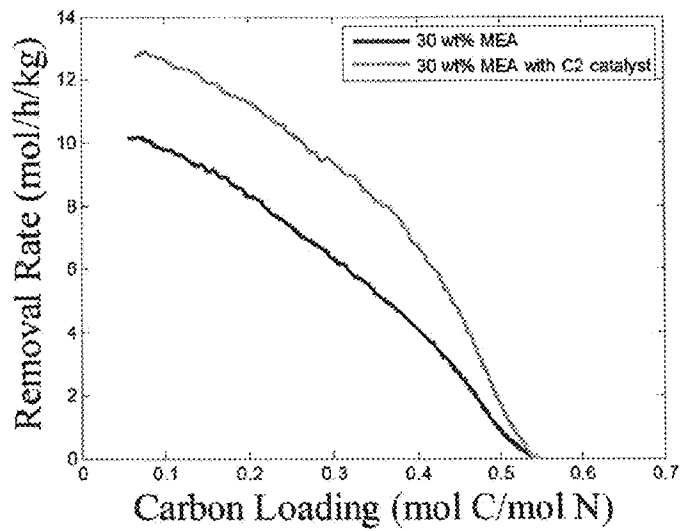


FIG. 3

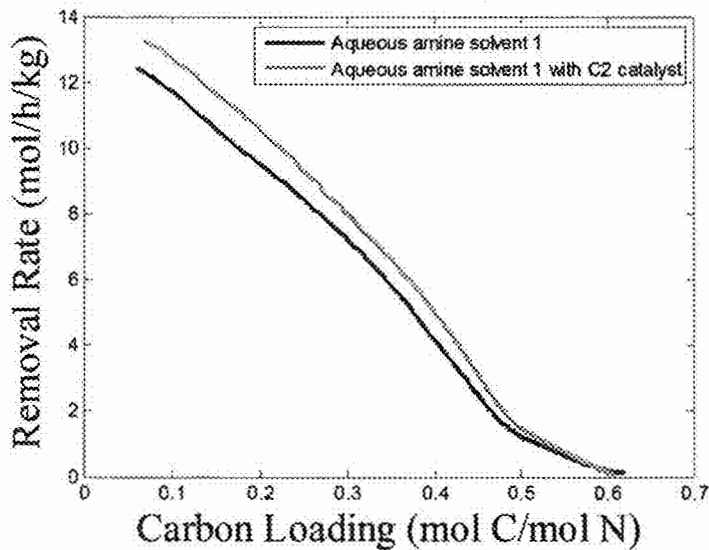


FIG. 4

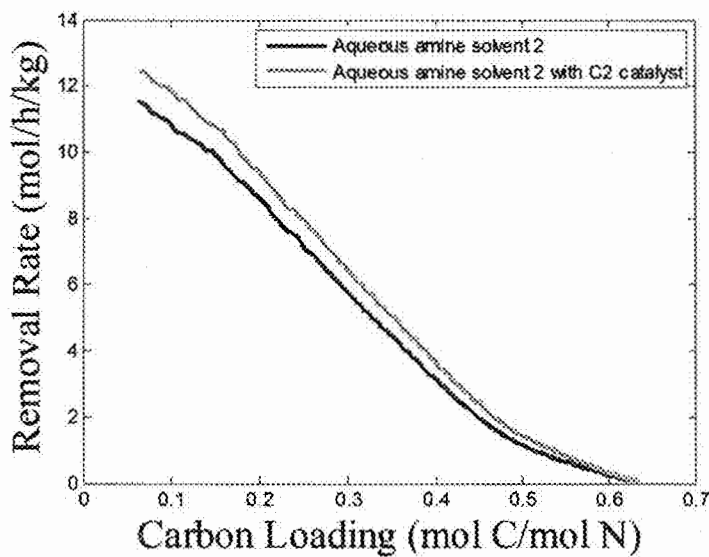


FIG. 5

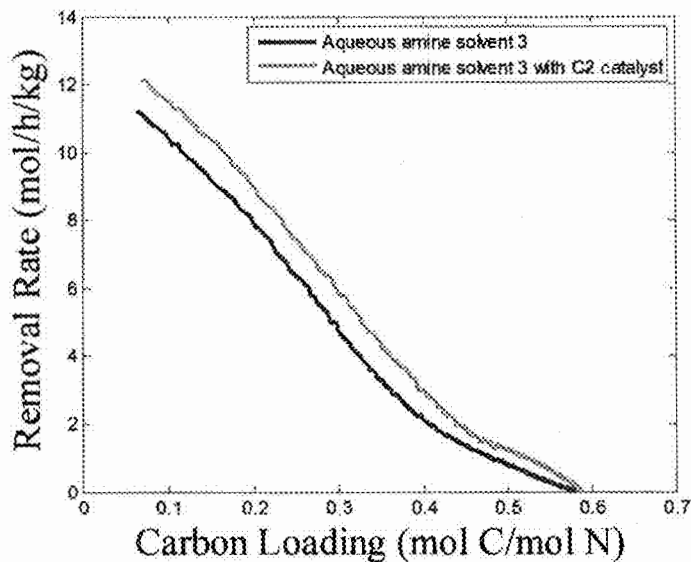


FIG. 6

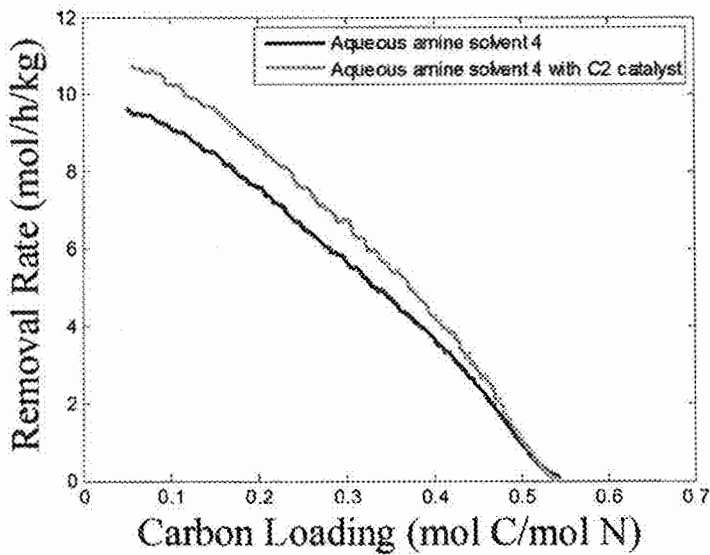


FIG. 7

**1**  
**CATALYSTS AND METHODS OF**  
**INCREASING MASS TRANSFER RATE OF**  
**ACID GAS SCRUBBING SOLVENTS**

GOVERNMENT SUPPORT

This invention was made with government support under grant DE-PI0000017 awarded by United States Department of Energy in connection with the United States-China Clean Research Center. The government has certain rights in the invention.

TECHNICAL FIELD

The present invention relates generally to catalysts and methods of increasing the overall mass transfer rate of acid gas scrubbing solvents utilizing those catalysts.

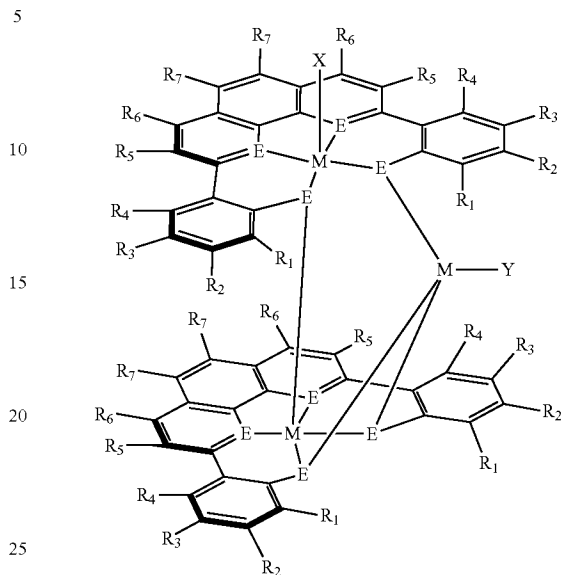
BACKGROUND

The cleanup of acid gasses or sour gas, such as CO<sub>2</sub> in particular, from natural gas and in oil refining has been an extensively practiced technology. The industrial removal of CO<sub>2</sub> from natural gas dates back to the 1930's. In the 21<sup>st</sup> century, due to the potential impact of anthropogenic CO<sub>2</sub> emissions on the climate, post-combustion CO<sub>2</sub> capture has gained tremendous attention. While several technologies exist for the removal of acid gasses one of the most commonly employed practices is the use of aqueous amines. Of these amines, tertiary amines are often used for natural gas applications due to their low energy of regeneration. For post-combustion CO<sub>2</sub> capture applications primary and secondary amines tend to be in part favored by their faster rate at the low CO<sub>2</sub> driving force condition. Regardless of the application, the mass transfer rate in the absorber column dictates the size of the column (capital cost) used and, consequently, has a substantial impact on the overall process cost. An overall process depicting a thermal swing process is presented in FIG. 1. An aqueous amine solution is circulated between the absorber **10** and stripper **12**. The gas, containing CO<sub>2</sub>, enters the bottom of the absorber where it contacts the aqueous amine absorbent removing it from the gas stream. The liquid solution, CO<sub>2</sub> rich amine solution, is then passed through a heat exchanger **14** to improve efficiency before being heated to a higher temperature in the stripper **12**. The stripper removes the CO<sub>2</sub> as a gas from the amine solution to produce a lean, or CO<sub>2</sub> deficient solution. The lean solution is returned to the absorber by way of the heat exchanger **14** to repeat the process.

In order to minimize system capital (absorber cost) it is important to maximize the overall mass transfer rate for the scrubber system as there is a direct correlation between the two. This invention relates to compounds/catalysts and related methods for this purpose.

**2**  
**SUMMARY**

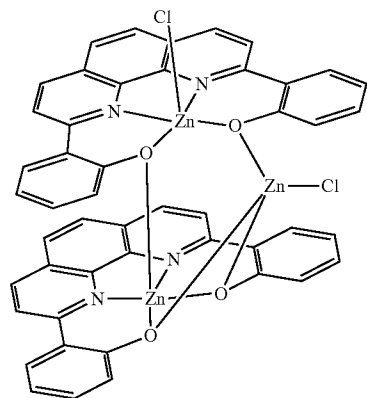
A compound is provided having the chemical formula:



where:

- (a) M is any group VII through XII element  
 (b) E is any combination of N, O, S having a net 2<sup>-</sup> charge per individual ligand  
 (c) X and/or Y=halide (e.g. F, Cl, Br, I), acetate, trifluoroacetate, nitro, carbonate, bicarbonate, pyridine, amine, MeCN, [CN]<sup>-</sup>, —OH, H<sub>2</sub>O, perchlorate, ethoxide, methoxide, ethanol, methanol  
 (d) R<sub>1-4</sub>=branched or straight alkyl, amine, —COOH, —SO<sub>3</sub><sup>-</sup>, PEG, halide, pyridyl, —OR, —ROH  
 (e) R<sub>5</sub>=branched or straight alkyl, —COOH, —SO<sub>3</sub><sup>-</sup>, PEG, halide, —OR, (=O), —CN  
 (f) R<sub>6</sub>=branched or straight alkyl, —COOH, —SO<sub>3</sub><sup>-</sup>, PEG, halide, —OR, (=O)  
 (g) R<sub>7</sub>=branched or straight alkyl, amine, —COOH, —SO<sub>3</sub><sup>-</sup>, PEG, halide, —OR, —NO<sub>2</sub>, (=O)  
 (h) R=branched or straight C<sub>1</sub>-C<sub>10</sub> alkyl  
 (i) PEG is —[OCH<sub>2</sub>CH<sub>2</sub>]<sub>n</sub>—OZ where Z=H or alkyl and where n is the number of repeat units and can also include cyclic structures.

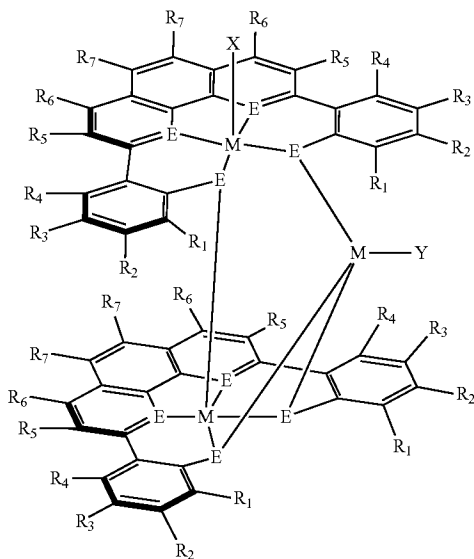
In one particularly useful embodiment the compound has a chemical formula:





3

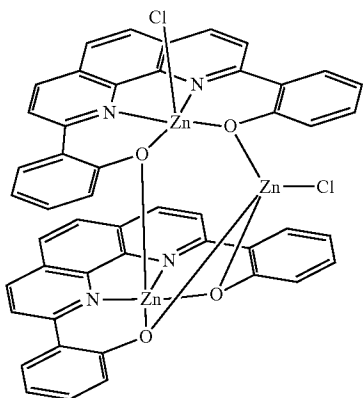
In accordance with an additional aspect of the invention a method is provided for increasing the overall mass transfer rate of an acid gas scrubbing solvent. The method comprises adding a catalyst compound to a fluid stream including an acid gas and an acid gas scrubbing solvent. The catalyst compound has a chemical formula:



where:

- (a) M is any group VII through XII element
- (b) E is any combination of N, O, S having a net 2<sup>-</sup> charge
- (c) X and/or Y=halide (e.g. F, Cl, Br, I), acetate, trifluoroacetate, nitro, carbonate, bicarbonate, pyridine, amine, MeCN, [CN]<sup>-</sup>, —OH, H<sub>2</sub>O, perchlorate, ethoxide, methoxide, ethanol, methanol
- (d) R<sub>1-4</sub>=branched or straight alkyl, amine, —COOH, —SO<sub>3</sub><sup>-</sup>, PEG, halide, pyridyl, —OR, —ROH
- (e) R<sub>5</sub>=branched or straight alkyl, —COOH, —SO<sub>3</sub><sup>-</sup>, PEG, halide, —OR, (=O), —CN
- (f) R<sub>6</sub>=branched or straight alkyl, —COOH, —SO<sub>3</sub><sup>-</sup>, PEG, halide, —OR, (=O)
- (g) R<sub>7</sub>=branched or straight alkyl, amine, —COOH, —SO<sub>3</sub><sup>-</sup>, PEG, halide, —OR, —NO<sub>2</sub>, (=O)
- (h) R=branched or straight C<sub>1</sub>-C<sub>10</sub> alkyl
- (i) PEG is —[OCH<sub>2</sub>CH<sub>2</sub>]<sub>n</sub>—OZ where Z=H or alkyl and where n is the number of repeat units and can also include cyclic structures.

More specifically, the catalyst compound has the chemical formula:



4

In accordance with additional aspects of the method, the acid gas scrubbing solvent includes an amine ammonia, or a carbonate/bicarbonate solution. In one particularly useful embodiment the acid gas scrubbing solvent includes a mixture of a primary or secondary amine and/or a tertiary amine. In one useful embodiment the catalyst compound is provided in the fluid stream at a concentration of between about 0.1 mM and about 5 mM. In another useful embodiment the catalyst compound is provided in the fluid stream at a concentration of between 5.1 mM and about 25 mM. In yet another useful embodiment the catalyst compound is provided in the fluid stream at a concentration of between 25.1 mM and about 50 mM.

#### BRIEF DESCRIPTION OF THE DRAWINGS

The accompanying drawings incorporated herein and forming a part of the specification, illustrate several aspects of the catalyst and certain methods of use and together with the description serve to explain certain principles thereof. In the drawing:

FIG. 1 is a schematical illustration of a process for removing acid gas from a fluid stream utilizing a solvent and thermal swing regeneration.

FIG. 2 is a schematical illustration of a CO<sub>2</sub> bubbling apparatus for quick and accurate evaluation of catalytic solvents.

FIGS. 3-7 are graphs illustrating the performance of one embodiment of the present catalyst evaluated with five different aqueous amine solvent systems for recovering CO<sub>2</sub> from a fluid stream.

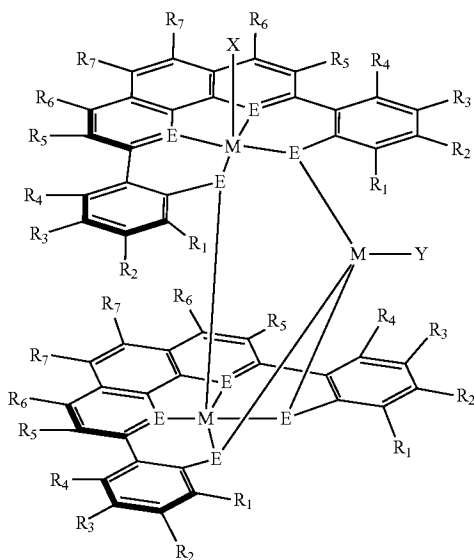
Reference will now be made in detail to the present preferred embodiments of the catalyst and present method.

#### DETAILED DESCRIPTION

This document relates generally to novel transition metal ligand trimer complexes. These complexes are stable and are particularly useful as catalysts in a method of increasing the overall mass transfer rate of acid gas scrubbing solvents such as amine solvents. The compounds or catalysts described herein are the product of a unique series of production, purification and isolations steps. More specifically, formation of the compound/catalyst requires two components: (1) the amounts of each component are required to be added in a certain ratio and concentration, and (2) the presence of strongly coordinating monovalent anionic species such as chloride, acetate, ETC. Without the two requirements, the reaction product will form as monomeric species (one metal to one ligand) instead of the desired trimer species (two ligands to three metals with two anions). Purification of the complexes requires that the amount or ratio of certain solvents be used and stored in a certain condition. If this is not done then a mixture of the desired complex and impurities will be isolated together. Using the disclosed method transition metal ligand complexes with purities greater than 70%, 80%, even 90% are obtained from the initial metallization step. After recrystallization, the material is >98% pure.

5

The compounds/catalysts may be generally described as having a chemical formula:

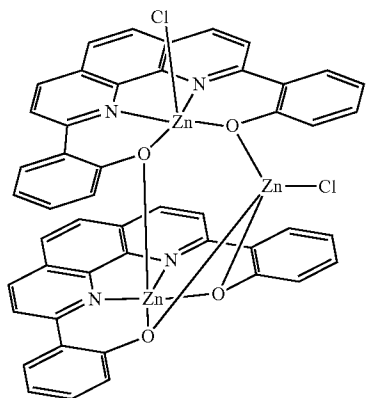


where:

- (a) M is any group VII through XII element  
 (b) E is any combination of N, O, S having a net 2<sup>-</sup> charge  
 (c) X and/or Y=halide (e.g. F, Cl, Br, I), acetate, trifluoroacetate, nitro, carbonate, bicarbonate, pyridine, amine (primary, secondary and tertiary), MeCN, [CN]<sup>-</sup>, —OH, H<sub>2</sub>O, perchlorate, ethoxide, methoxide, ethanol, methanol  
 (d) R<sub>1-4</sub>=branched or straight alkyl, amine, —COOH, —SO<sub>3</sub><sup>-</sup>, PEG, halide, pyridyl, —OR, —ROH  
 (e) R<sub>5</sub>=branched or straight alkyl, —COOH, —SO<sub>3</sub><sup>-</sup>, PEG, halide, —OR, (=O), —CN  
 (f) R<sub>6</sub>=branched or straight alkyl, —COOH, —SO<sub>3</sub><sup>-</sup>, PEG, halide, —OR, (=O)  
 (g) R<sub>7</sub>=branched or straight alkyl, amine, —COOH, —SO<sub>3</sub><sup>-</sup>, PEG, halide, —OR, —NO<sub>2</sub>, (=O)  
 (h) R=branched or straight C<sub>1</sub>-C<sub>10</sub> alkyl  
 (i) PEG is —[OCH<sub>2</sub>CH<sub>2</sub>]<sub>n</sub>—OZ where Z=H or alkyl and where n is the number of repeat units such as, for example from n=1 to n=10 and can also include cyclic structures.

For any embodiment of catalyst compound, the terms "alkyl" or "any alkyl", when not otherwise stipulated, include at least C<sub>2</sub>-C<sub>10</sub> alkyl compounds.

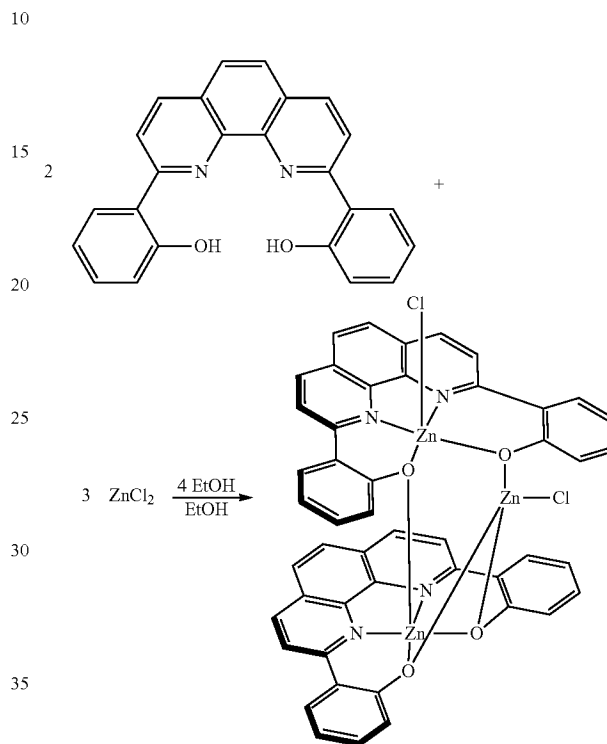
In one particularly useful embodiment the compound/catalyst (CAER-C2) has the chemical formula:



6

The compounds/catalysts are prepared by reacting two molecules of ligand precursor with three molecules of transition metal salt dissolved in ethanol or other appropriate solvent in a manner explicitly set forth in the following example.

## Example 1



## Experimental for the Preparation of Catalyst CAER-C2

\*All reactions were performed under N<sub>2</sub> unless otherwise stated.

Preparation of H<sub>2</sub>LC2

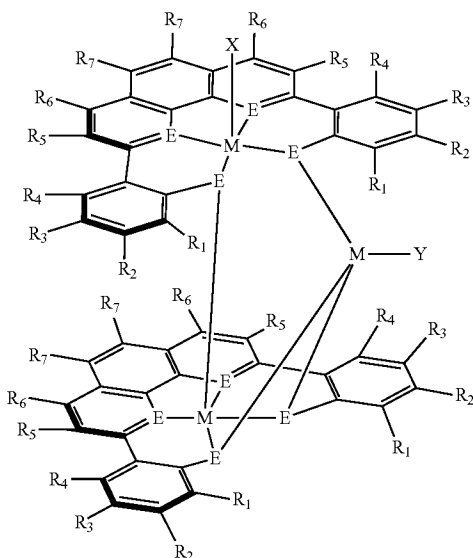
A 500 mL round bottom flask was charged with 2-bromophenol (3.2 mL, 27.8 mmol) and 250 ml of anhydrous diethyl ether. The solution was cooled in an ice bath and n-butyllithium (22.19 mL, 55.49 mmol of a 2.50 M in hexanes) was added slowly to the solution. The mixture was warmed to ambient temperatures and stirred for 24 hours, at which point a white suspension formed and was transferred via cannula to a solution of 1,10-phenanthroline (1.0 g, 5.55 mmol) and 75 ml of anhydrous toluene at 50° C. to form a yellow solution which quickly became brown. The solution was heated at 50° C. for 48 hr then cooled in an ice bath, exposed to air, and quenched with 60 mL of distilled water. The aqueous layer was separated and washed with ethyl acetate (3×25 mL). The organic layer was collected and washed with distilled water (3×25 mL) and dried over magnesium sulfate. The solvent was removed under reduced pressure to reveal a yellow-orange solid which was subjected to a silica plug using ethyl ether/hexanes (8:3) as the eluent. Evaporation of the solvent under reduced pressure allowed for the isolation of H<sub>2</sub>LC2 (419.7 mg, 21%) as a yellow solid. Crystals of X-ray quality were grown by slow diffusion of methanol into a dichloromethane solution.

7

## Preparation of CAER-C2

A 100 mL round bottom flask was charged with 1 equiv.  $H_2LC_2$  (75 mg, 0.206 mmol) and 1.8 equiv.  $ZnCl_2$  (50 mg, 0.368 mmol) and dissolved in EtOH (25 mL) for a final concentration of 0.008M and 0.015M respectively. This provides the required 2:3 ratio of ligand:metal required in the concentration range,  $0.002(H_2LC_2)/0.0038(ZnCl_2)M - 0.024(H_2LC_2)/0.045(ZnCl_2)M$  (see scheme 1). 4 equiv. triethylamine (0.125 mL, 0.89 mmol) was added slowly and the mixture was heated at reflux (80° C.), in air, for 3 hours. The mixture was cooled in an ice bath for 60 min and filtered to give CAER-C2 as a yellow powder (96.22 mg, 94%). The complex, CAER-C2, was purified via recrystallization from water/MeCN (1:1), at 25° C., in the presence of up to 200 mol % to CAER-C2 of anionic salts (NaCl or Na trifluoroacetate) with a final concentration of CAER-C2 ranging from  $1 \times 10^{-4} M - 5 \times 10^{-2} M$ .

The compounds and catalysts disclosed herein are particularly useful in a method of increasing the overall mass transfer rate of an acid gas scrubbing solvent. That method may be generally described as comprising adding a catalyst compound to a fluid stream including an acid gas and an acid gas scrubbing solvent. That catalyst compound has the chemical formula:

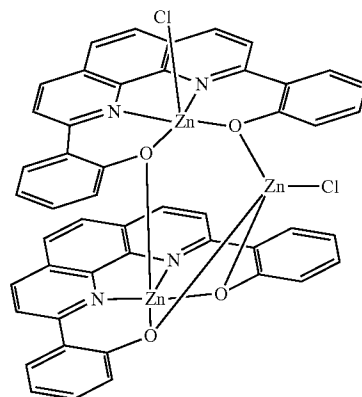


where:

- M is any group VII through XII element
- E is any combination of N, O, S having a net 2<sup>-</sup> charge
- X and/or Y=halide (e.g. F, Cl, Br, I), acetate, trifluoroacetate, nitro, carbonate, bicarbonate, pyridine, amine (primary, secondary and tertiary), MeCN,  $[CN]^-$ ,  $-OH$ ,  $H_2O$ , perchlorate, ethoxide, methoxide, ethanol, methanol
- $R_{1-4}$ =branched or straight alkyl, amine,  $-COOH$ ,  $-SO_3^-$ , PEG, halide, pyridyl,  $-OR$ ,  $-ROH$
- $R_5$ =branched or straight alkyl,  $-COOH$ ,  $-SO_3^-$ , PEG, halide,  $-OR$ ,  $(=O)$ ,  $-CN$
- $R_6$ =branched or straight alkyl,  $-COOH$ ,  $-SO_3^-$ , PEG, halide,  $-OR$ ,  $(=O)$
- $R_7$ =branched or straight alkyl, amine,  $-COOH$ ,  $-SO_3^-$ , PEG, halide,  $-OR$ ,  $-NO_2$ ,  $(=O)$
- R=branched or straight  $C_1-C_{10}$  alkyl
- PEG is  $-[OCH_2CH_2]_n-$  OZ where Z=H or alkyl and where n is the number of repeat units such as, for example from n=1 to n=10 and can also include cyclic structures.

8

In one particularly useful embodiment the catalyst/compound has the chemical formula:



In accordance with additional aspects of the method the acid gas scrubbing solvent may include an amine. In one particularly useful embodiment the acid gas scrubbing solvent includes a mixture of a primary or secondary amine and/or a tertiary amine. Such a gas scrubbing solvent is described in detail in, for example, U.S. patent application Ser. No. 13/853,186, entitled Solvent and Method for Removal of an Acid Gas from a Fluid Stream, filed on Mar. 29, 2013, the full disclosure of which is incorporated herein by reference.

The acid gas scrubbing solvent may be selected from a group consisting of monoethanolamine (MEA), 1-amino-2-propanol (1A2P), 3-amino-1-propanol, 2-amino-1-propanol, 2-amino-1-butanol, 1-amino-2-butanol, 3-amino-2-butanol, 2-(methylamino)ethanol (MAE), 2-(ethylamino)ethanol, morpholine, piperazine (PZ), 1-methylpiperazine (NMP), 2-methylpiperazine, hydroxypiperadine, 2-piperidineethanol, N-aminoethylpiperazine (AEP), aminopropylmorpholine, 4-aminopiperidine, 2-amino-2-methyl-1-propanol (AMP), diethanolamine (DEA), diisopropanolamine (DIPA), glycine, alanine,  $\beta$ -alanine, sarcosine, ethylene diamine (EDA), 1,3-propanediamine, 1,4-butanediamine, 1,5-pentanediamine, 1,6-hexanediamine, methyldiethanolamine (MDEA), triethanolamine (TEA), dimethylethanolamine (DMEA), N,N,N',N'-tetramethyl-1,8-naphthalenediamine, diethylmonoethanolamine, dipropylmonoethanolamine, 1,4-dimethylpiperazine, N,N,N',N'-tetramethyl-1,6-hexanediamine, N,N,N',N'-tetrakis(2-hydroxyethyl)ethylenediamine, N,N,N',N'-pentamethyldiethylenetriamine, N,N,N',N'-tetramethylethylenediamine, N,N,N',N'-tetramethylpropane-1,3-diamine, N,N,N',N'-tetramethylbutane-1,4-diamine, N,N,N',N'-tetramethyl-1,5-pentanediamine, potassium carbonate, and mixtures thereof. In one possible embodiment the catalyst compound is provided in the fluid stream at a concentration of between about 0.1 mM and about 5 mM. In another possible embodiment the catalyst compound is provided in the fluid stream at a concentration of between about 5.1 mM and about 25 mM. In yet another possible embodiment the catalyst compound is provided in the fluid stream at a concentration of between about 25.1 mM and about 50 mM. In the following example, the performance of the catalyst compound is evaluated.

## Example 2

The performance of CAER-C2 was evaluated with several aqueous amine solvents including the most widely studied

amine, 30 wt % MEA, and four other aqueous amine solvents determined by CAER as preferred CO<sub>2</sub> capture solvent choices (see FIGS. 3-7). The removal rates with respect of CO<sub>2</sub> loading (C/N) were measured for blank solvents and solvents with CAER C2 catalyst using the screening method introduced below.

It can be seen that CAER C2 catalyst improves the absorption rate of 30 wt % MEA by about 70% at the CO<sub>2</sub> loading of 0.4 (C/N) which is the average working loading in a typical CO<sub>2</sub> capture cycle (see FIG. 3). Furthermore, the enhancement in MEA is seen across the entire CO<sub>2</sub> loading range. From a process perspective this would reduce the size of the absorber tower needed by increasing the overall mass transfer rate. To show the versatility of the catalyst 4 other candidate amines were tested using the same amine and the same loading of the CAER-C2 catalyst (see FIGS. 4-7). Although the initial absorption rates for the other solvents (aqueous amine solvents from 1 to 4) by themselves are faster than 30 wt % MEA, their rates can still be enhanced by an averaged 20% using the CAER C2 catalyst. The CAER-C2 catalyst clearly shows applicability in a wide range of CO<sub>2</sub> capture solvents.

## EXPERIMENTAL

A CO<sub>2</sub> bubbling apparatus is used for quick and accurate evaluation of catalytic solvents. A schematic of the apparatus is shown in FIG. 2. Briefly, 0.85 L/min feed gas containing ~13% CO<sub>2</sub> mixed with N<sub>2</sub> is firstly saturated with water in the first impinger and then bubbled through 15 ml of testing solvent in the second impinger. Both the saturator and bubbler are immersed in a water bath at 40° C. The gas effluent is dried through an ice condenser and a Drierite tube before it is analyzed for CO<sub>2</sub> concentration using a dual-beam NDIR online CO<sub>2</sub> analyzer (Model 510, HORIBA, Ltd). Data of CO<sub>2</sub> outlet concentration with respect to time is continuously recorded through a LABVIEW® package with 1 second interval. A line that bypasses the saturator and the bubbler is set up for inlet CO<sub>2</sub> concentration determination. Before each experiment, the alkalinity of the solvent is precisely determined through acid-base titration. In addition to the aqueous solvent, 0.1 wt % of antifoam was added to the testing solvents to eliminate the possible bias from foaming. A small amount of pyridine was added to the catalyst before adding to the test solution to help solubilize the CAER-C2 species. The final catalyst concentration is 3 g/L (3.02 mM).

The difference of inlet and outlet CO<sub>2</sub> concentration represents the absorbed amount of CO<sub>2</sub> at a particular time. The integration of the concentration difference represents the CO<sub>2</sub> loading as expressed

$$\text{CO}_2 \text{ Loading } (t) \text{ (mol CO}_2\text{/kg solution)} = \frac{\int_0^t (C_{in} - C_{out}(t)) dt}{m_{sol}} \quad \text{Eq 1}$$

in which  $C_{in}$  is the CO<sub>2</sub> feed gas rate in mol/s,  $C_{out}$  is the CO<sub>2</sub> effluent rate in mol/s,  $t$  is the time in second, and  $m_{sol}$  is the mass of solution in kg. The CO<sub>2</sub> loading at  $C_{out}=C_{in}$  is the equilibrium CO<sub>2</sub> capacity at 13% CO<sub>2</sub> and 40° C. With the alkalinity (mol active nitrogen/kg of solution) of the solution known, the CO<sub>2</sub> loading can also be written as

$$\alpha = \frac{\text{CO}_2 \text{ Loading (mol CO}_2\text{/kg solution)}}{\text{alkalinity(mol active nitrogen/kg solution)}} \quad \text{Eq 2}$$

In addition, the absorption rate can be described by the derivative of CO<sub>2</sub> loading with respect to time:

$$\text{Absorption rate(mol CO}_2\text{/kg solution/s)} = \frac{d\text{CO}_2 \text{ Loading}}{dt} \quad \text{Eq 3}$$

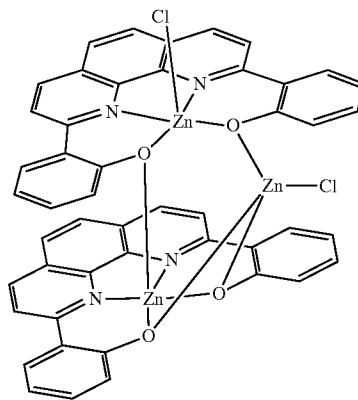
## Stability

A functional catalyst is only useful to industry if it is capable of surviving the operational conditions. In the case of thermal swing amine based CO<sub>2</sub> capture a high temperature stripper is utilized to regenerate the solvent, to be cycled for additional CO<sub>2</sub> capture, and to liberate concentrated CO<sub>2</sub> gas for subsequent compression. This requires multiple cycling between CO<sub>2</sub> absorption (CO<sub>2</sub> capture) and high temperature regeneration. The stability and robustness of catalyst CAER-C2 was tested by heating at 100° C. for 90 h and observing catalyst decomposition via UV-Vis analysis. Specifically, the catalyst UV-Vis absorption band area was monitored continuously over the test for change. After 90 h of heating a 2 mM CAER-C2 catalyst solution in 30 wt % MEA and a proprietary amine solvent there was evidence of <10% catalyst decomposition. This is equivalent to roughly 40 days of operation, assuming a 10 min residence time in the stripper compared to a full solvent cycle of 60 min.

The foregoing has been presented for purposes of illustration and description. It is not intended to be exhaustive or to limit the embodiments to the precise form disclosed. Obvious modifications and variations are possible in light of the above teachings. All such modifications and variations are within the scope of the appended claims when interpreted in accordance with the breadth to which they are fairly, legally and equitably entitled.

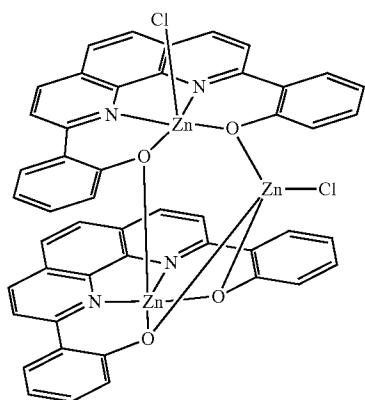
What is claimed:

1. A compound having a chemical formula:



2. A method of scrubbing an acid gas comprising: adding a catalyst compound to a solution including an acid gas and an acid gas scrubbing solvent, said catalyst compound having a chemical formula:

11



3. The method of claim 2 wherein said acid gas scrubbing solvent includes an amine.

4. The method of claim 2, wherein said acid gas scrubbing solvent includes a mixture of a primary amine and a tertiary amine.

5. The method of claim 2, wherein said acid gas scrubbing solvent is selected from a group consisting of monoethanolamine, 1-amino-2-propanol (1A2P), 3-amino-1-propanol,

12

2-amino-1-propanol, 2-amino-1-butanol, 1-amino-2-butanol, 3-amino-2-butanol, 2-(methylamino)ethanol (MAE), 2-(ethylamino)ethanol, morpholine, piperazine (PZ), 1-methylpiperazine (NMP), 2-methylpiperazine, hydroxypiperidine, 2-piperidineethanol, N-aminoethylpiperazine (AEP), aminopropylmorpholine, 4-aminopiperidine, 2-Amino-2-methyl-1-propanol (AMP), diethanolamine (DEA), diisopropanolamine (DIPA), glycine, alanine, R-alanine, sarcosine, ethylene diamine (EDA), 1,3-propanediamine, 1,4-butanediamine, 1,5-pentanediamine, 1,6-hexanediamine, methyl-diethanolamine (MDEA), triethanolamine (TEA), dimethylethanolamine (DMEA), N,N,N',N'-tetramethyl-1,8-naphthalenediamine, diethylmonoethanolamine, dipropylmonoethanolamine, 1,4-dimethylpiperazine, N,N,N',N'-tetramethyl-1,6-hexanediamine, N,N,N',N'-tetrakis(2-hydroxyethyl)ethylenediamine, N,N,N',N',N''-pentamethyldiethylenetriamine, N,N,N',N'-tetramethylethylenediamine, N,N,N',N'-tetramethylpropane-1,3-diamine, N,N,N',N'-tetramethylbutane-1,4-diamine, N,N,N',N'-tetramethyl-1,5-pentanediamine, potassium carbonate, and mixtures thereof.

6. The method of claim 2 wherein said catalyst compound is provided in said solution at a concentration of between 0.1 mM and 50 mM.

\* \* \* \* \*