



University of Kentucky Thesis and Dissertation Submission Guide

UKnowledge (<http://uknowledge.uky.edu/>) is the University of Kentucky’s institutional repository, which collects and provides online access to the unique scholarship created by the UK community. UK graduate students have to submit their accepted theses/dissertations to UKnowledge. **Please take note of these requirements:**

1. The UK Graduate School [Electronic Thesis or Dissertation \(ETD\) Approval Form](#) must be filled out, signed by the advisor, Director of Graduate Studies, and the student, and uploaded to UKnowledge with the thesis/dissertation as described in this guide. If the students have questions about their college or departmental affiliations, they should seek clarification from their advisors.
2. In case the students wish to impose an embargo on their theses/dissertations (i.e., a delay in online access), they must indicate it on the ETD Approval Form. Questions about an embargo should be directed to the Graduate School at 257-1946.
3. The students should ensure that their theses/dissertations are free of errors. Once a thesis/dissertation is posted on UKnowledge, no correction can be made unless the Assistant Dean of Graduate Academic Services in the Graduate School grants an approval.
4. The students have to follow the [Preparation of Theses and Dissertations guidelines](#) to convert their theses/dissertations to PDF format, ensure that the formatting is correct, and check that the file size is not over 150 megabytes. PDF files that exceed the size limit will lengthen the submission process.
5. Your thesis/dissertation will not be accepted for degree requirement purposes until all format revisions requested by the Graduate School have been completed, the revised version is submitted to UKnowledge, and all required forms are submitted as additional files.

Please follow the steps in this guide to submit your theses/dissertations to UKnowledge. Questions should be directed to the Graduate School at 257-1946 unless specified otherwise.

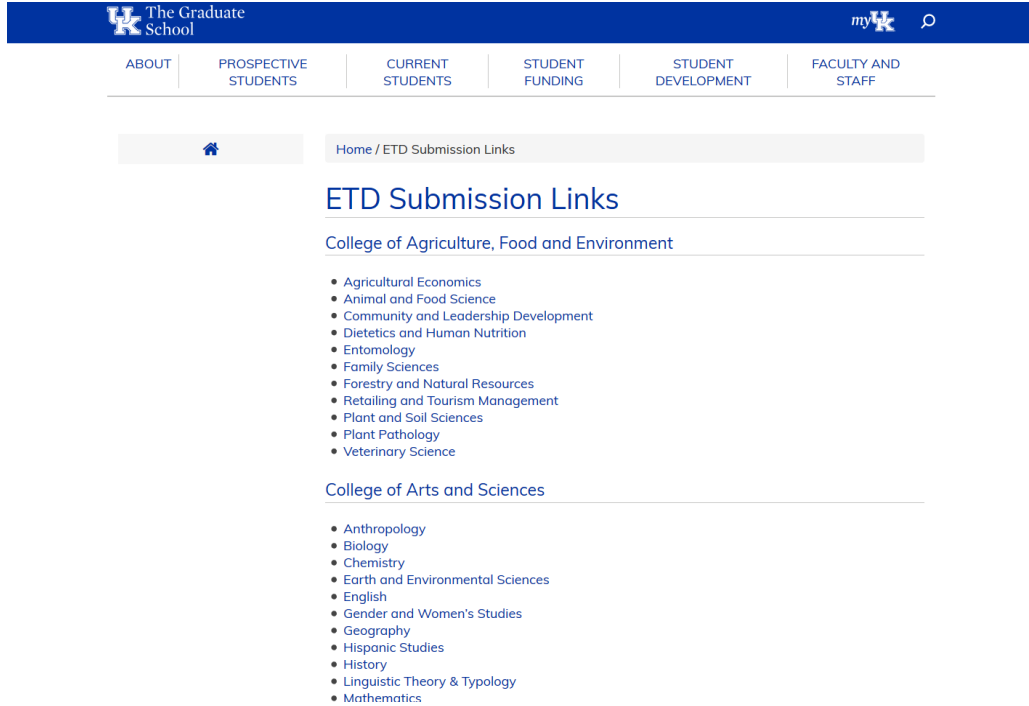
Getting Started.....	p. 2
Log in/Create a Login Account.....	p. 2
Submission Agreement.....	p. 4
Metadata of Thesis/Dissertation.....	p. 4
What Happens Next.....	p. 14
Submission of Revision (and Doctoral Degree Documents).....	p. 15
Availability of Thesis/Dissertation.....	p. 17
Hyperlinks and Contact Information Mentioned in This Guide.....	p. 18

Getting Started

Open your Web browser and go to this Graduate School page:

<http://gradschool.uky.edu/etd-submission-links>

This shortened URL will also take you to the same page: <http://go.uky.edu/submit-etd>



The screenshot shows the UK Graduate School website. The header includes the UK logo and 'The Graduate School' text, along with a search icon and 'myUK' logo. A navigation menu contains links for ABOUT, PROSPECTIVE STUDENTS, CURRENT STUDENTS, STUDENT FUNDING, STUDENT DEVELOPMENT, and FACULTY AND STAFF. Below the menu is a breadcrumb trail: Home / ETD Submission Links. The main heading is 'ETD Submission Links'. Underneath, there are two sections: 'College of Agriculture, Food and Environment' and 'College of Arts and Sciences'. Each section lists several departments with bullet points.

College of Agriculture, Food and Environment

- Agricultural Economics
- Animal and Food Science
- Community and Leadership Development
- Dietetics and Human Nutrition
- Entomology
- Family Sciences
- Forestry and Natural Resources
- Retailing and Tourism Management
- Plant and Soil Sciences
- Plant Pathology
- Veterinary Science

College of Arts and Sciences

- Anthropology
- Biology
- Chemistry
- Earth and Environmental Sciences
- English
- Gender and Women's Studies
- Geography
- Hispanic Studies
- History
- Linguistic Theory & Typology
- Mathematics

UK academic departments/programs are listed on the page. Click the link for your department/program. **If you do not see your department/program listed, please contact the Graduate School at 257-1946 immediately.**

Log in/Create a Login Account

After clicking the link for your department/program, you should see a UKnowledge login page. **The UKnowledge account is different than your linkblue account.** Also, the UKnowledge system works best with the Firefox browser.

If you already have a UKnowledge account, please log in. If you have forgotten your password, click the **Forgot your password?** link and follow the instructions to reset the password.

If you do not have a UKnowledge account, you need to create one for the submission of your thesis/dissertation. Click the **Sign up** link on the page and follow the instructions.

Login

Email

Password

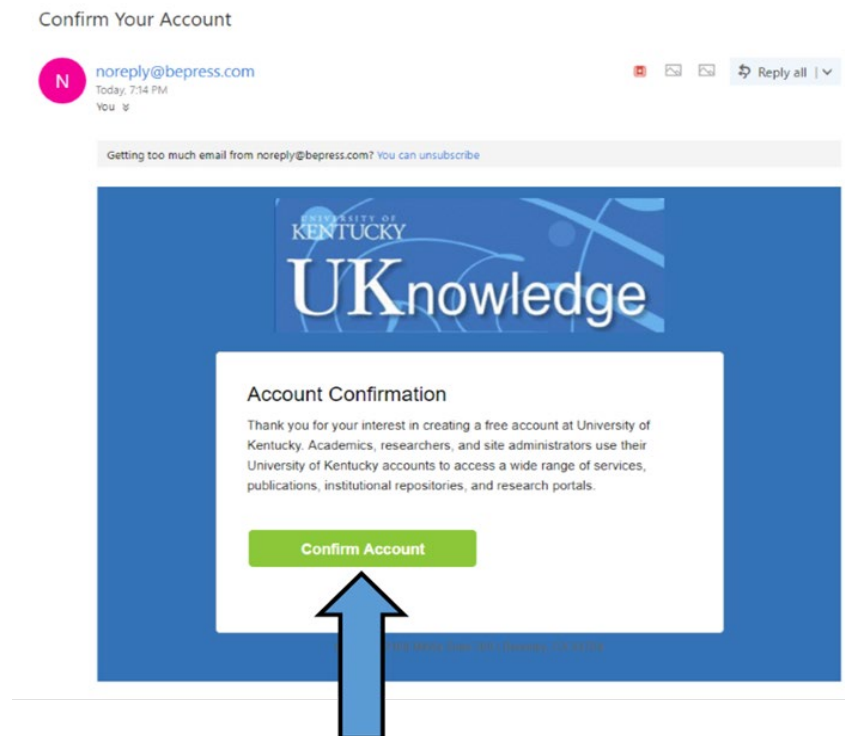
Remember me

[Forgot your password?](#)
Log in

Don't have an account? [Sign up](#)

When creating an account, please use your permanent email address (i.e., an address you can still use after graduation). The UKnowledge system will recognize you by that address and send you download counts of your thesis/dissertation by email.

Complete the registration form and click the **Create Account** button to submit it. Then check the email address you used to create the UKnowledge account. You should receive a confirmation message like the one shown below. If you do not see the message in the inbox, check the junk mailbox because the message may have been treated as spam.

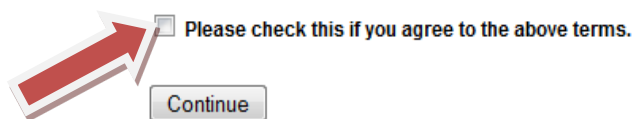


Click the **Confirm Account** button in the message.

Your account is now activated. Please remember that UKnowledge recognizes users by their email addresses, so you have to enter the email address you used to create the account when you log in.

Submission Agreement

After logging in the system, you will be presented an agreement as the first step of the submission process. Please read the agreement carefully, print it for your record, check off the box, and click the **Continue** button at the bottom. Questions about it should be directed to the Graduate School at 257-1946.



Metadata of Thesis/Dissertation

REQUIRED Title

Please enter the title exactly as you have it on the title page of your dissertation/thesis.

Dissertation/Thesis Title

Title: Copy and paste or retype the title of your thesis/dissertation in the text box. The title should be exactly the same as it appears on your thesis/dissertation. However, feel free to change the case so that the title is in title case.

If there is formatting (e.g., italics, superscript, etc.) for some words in the title, you can keep the formatting by adding HTML tags around the words to be formatted. For example, if the title is:

Aminorex Identified in Horse Urine Following Consumption of *Barbarea vulgaris*

Add `<i>` and `</i>` around the words to be italicized and enter the title as:

Aminorex Identified in Horse Urine Following Consumption of `<i>Barbarea vulgaris</i>`

When the thesis/dissertation is released on UKnowledge, the title will be displayed as:

Aminorex Identified in Horse Urine Following Consumption of *Barbarea vulgaris*

Information about HTML tags is available from the [HTML Tutorial](#).

REQUIRED Author

Use a permanent email address and enter "University of Kentucky" for Institution. Suffix refers to words such as Jr. and Sr., not Mr., Ms., Mrs., or Dr.

Email	First	Middle	Last	Suffix	Institution
Search...					Search...

Author: The system automatically populates this section with the data you provided when creating the UKnowledge account. Please verify that:

- the email address is one you can still use after graduation; and
- your name is identical to the one on your thesis/dissertation

If you change your email address at this point and proceed to make the submission, the system will recognize you by the new email address. When you log in again, please use the new email address as the user name.

The suffix box is for an abbreviation such as Jr., Sr., or III, **not a title such as Mr., Ms., Mrs., or Dr., nor a credential such as MD or PhD.** Skip it if you do not have a suffix.

Do not add a nickname (e.g., Elizabeth "Liz" Montgomery) as part of your name.

Please enter "University of Kentucky" for the institutional affiliation. Not providing an institutional affiliation may cause delay in the processing of your submission.

Author ORCID Identifier

If you have an ORCID ID, enter it in the field below. If you do not have an ORCID ID but would like to register for one, [click here](#) and follow the instructions. [Click here](#) for more information about ORCID ID.

Rich text editor interface with a toolbar containing icons for bold, italic, bulleted list, numbered list, link, unlink, text color, and background color. Below the toolbar is a large empty text area for entering the ORCID ID.

Author ORCID Identifier: If you have an [ORCID identifier](#), enter it here in the form of a URL by placing the 16-digit number immediately after “https://orcid.org/,” e.g., https://orcid.org/0123-0123-0123-0123. Then embed the URL in your ORCID iD by using the WYSIWYG editor above the text box. This will make your ORCID identifier clickable and more findable.

If you do not have an ORCID iD, you may want to register for one. An ORCID iD is a unique identifier that helps eliminate confusion over the variant forms of a researcher’s name, e.g., David Martin, David L. Martin, D. L. Martin, etc. It also aims to distinguish researchers with identical names or researchers who have changed their names. Registration for an ORCID iD is free and you can use it throughout your academic career to facilitate recognition of your scholarly contributions and accomplishments. Please make sure your institutional affiliation is visible in the public view of your ORCID iD record. More information about ORCID iD is available in [this short video](#).

Once you have registered for an ORCID iD, remember to add it to your thesis/dissertation (below the copyright notice on the cover page), future scholarly publications, CV, and online academic profiles. This will help clarify your identity as a scholar among others who have names similar to or same as yours.

REQUIRED Year of Publication

Year of Publication: Enter the year your thesis/dissertation was approved by the advising committee.

REQUIRED Embargo Period

An embargo is a delay in online access to your thesis/dissertation. If an embargo is not applicable, leave the option as No Embargo Required. If you require an embargo, click the drop-down menu and select the duration. It should be the same as the duration you selected on the ETD Approval form.

Embargo Period: An embargo triggers a delay in online access to your thesis/dissertation. If you wish to have an embargo on your thesis/dissertation, you should discuss it with the thesis/dissertation committee chair (or co-chairs if applicable). If the committee chair(s) supports the embargo, you must indicate it on your ETD Approval Form. More information regarding an embargo is available

on the [Theses and Dissertations page](#) of the UKnowledge Guide. If you have any questions, contact the Graduate School at 257-1946.

If an embargo is not applicable to your thesis/dissertation, leave the option as **No Embargo Required**. If you require an embargo, click the drop-down menu and select the duration. It should be the same as the duration you selected on the ETD Approval Form.

Please note that there is a record of an embargoed thesis/dissertation on UKnowledge that displays the author name, title, abstract, publication year, and college and department affiliations. The record also indicates when the embargo will expire. Only you as the author and the administrators of UKnowledge can access the thesis/dissertation before the embargo expiration date.

REQUIRED Degree Name

Name of the degree associated with the work as it appears within the work. (example: Masters in Operations Research)

Degree Name:
<-- Please Select One -->

Degree Name: Use the drop-down menu to choose your awarded Degree. **If your degree name is not listed, or if you are unsure which option to select, contact the Graduate School at 257-1946.**

REQUIRED Document Type

Document Type:
Master's Thesis
Master's Thesis
Doctoral Dissertation

Document Type: Use the drop-down menu to choose Master's Thesis or Doctoral Dissertation.

REQUIRED College

Enter College:
<--Please Select College-->

College: Use the drop-down menu to choose your college affiliation. **If your college is not listed, or if you are unsure which option to select, please notify the Graduate School at 257-1946.**

REQUIRED Department

Department:

Department: Use the drop-down menu to choose your departmental affiliation or the title of your academic program. **If your department or program is not listed, or if you are unsure which option to select, please notify the Graduate School at 257-1946.**

REQUIRED First Advisor

Copy/paste name from cover sheet—Dr. John N. Smith. If you have co-chairs for your committee, please enter second name in the Second Advisor field below.

First Advisor:

Second Advisor

Second Advisor:

REQUIRED Director of Graduate Studies

Advisor(s) and Director of Graduate Studies: Enter the title(s) and name(s) of your advisor(s), e.g., Dr. Charles Smith. Skip the **Second Advisor** field if you do not have co-chairs on your committee.

Also, enter the title and name of your Director of Graduate Studies, e.g., Dr. Frances Gauthier.

REQUIRED Keywords

To enhance the indexing and retrieval of your thesis/dissertation, you may add up to six keywords or phrases as descriptors. They should be separated by commas. They will help identify and classify your thesis/dissertation in online searches. Possible keywords or phrases include geographical locations or scientific names not mentioned in your title or abstract.

Keywords:

Keywords: Enter up to six keywords or phrases to describe your thesis/dissertation. Separate them with commas. Keywords improve the online indexing and discoverability of your thesis/dissertation.

The Keywords field does not accept HTML tags.

REQUIRED Subject Categories

Please select at least one subject category that best fits your thesis/dissertation. Subject categories will improve the indexing and retrieval of your thesis/dissertation. Click [here](#) to view the complete list of disciplines.

Available:

- Architecture
- Arts and Humanities
- Business
- Education
- Engineering
- Law
- Life Sciences
- Medicine and Health Sciences
- Physical Sciences and Mathematics
- Social and Behavioral Sciences

Selected:

Select »
« Remove

Subject Categories: Select up to five relevant subject categories from the menu on the left. To expand a particular subject category, click the plus sign on the left of it. You will see subcategories and can choose the one(s) most suitable for your thesis/dissertation. If you wish to see all subcategories, click the link noted above to download a complete list. It is also available here:

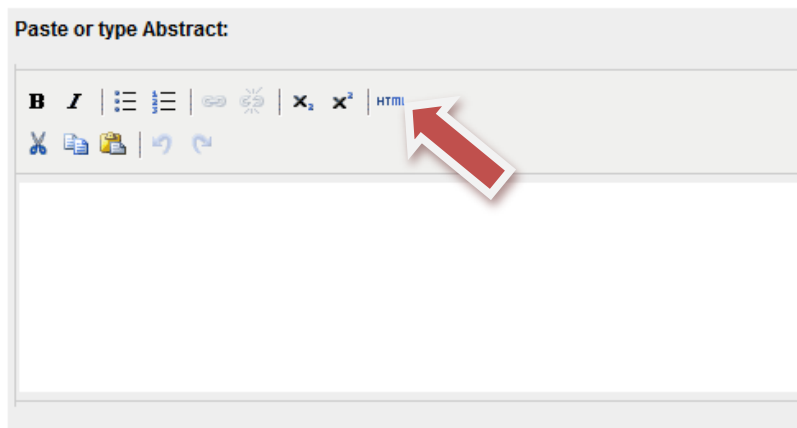
<https://uknowledge.uky.edu/assets/taxonomy.pdf>

To choose a particular subject category/subcategory in the Available box, click it and then click the **Select** button. If you made a mistake, click the inappropriate subject category/subcategory in the Selected box and click the **Remove** button.

Assigning accurate and specific subject categories/subcategories will improve the online indexing and discoverability of your thesis/dissertation. It will also inform readers of what your expertise and research interest are.

REQUIRED Abstract

Learn how your abstract can [improve the discovery of your thesis/dissertation](#) in online searches.



Abstract: The WYSIWYG editor above the abstract box provides shortcuts to formatting such as creating a numbered list, embedding links, enabling superscript, etc. If there are special characters and/or specific formatting in your abstract, the best way to enter them is to click the **HTML** button and paste the text in the pop-up text box. From there, you can use HTML tags to format the text as needed. Click the **Update** button on the pop-up box to add the formatted text to the abstract box. For more information about special characters and formatting, please see the [UKnowledge FAQ page](#) and this [HTML Tutorial](#).

If there is the less than < sign in the abstract, please make sure there is a space between the less than sign and the following character, e.g., < 16 instead of <16. If the space is missing, part of the text following the less than sign will disappear. **Please go over the abstract to make sure it is complete with the required formatting before making a submission.**

Digital Object Identifier (DOI)

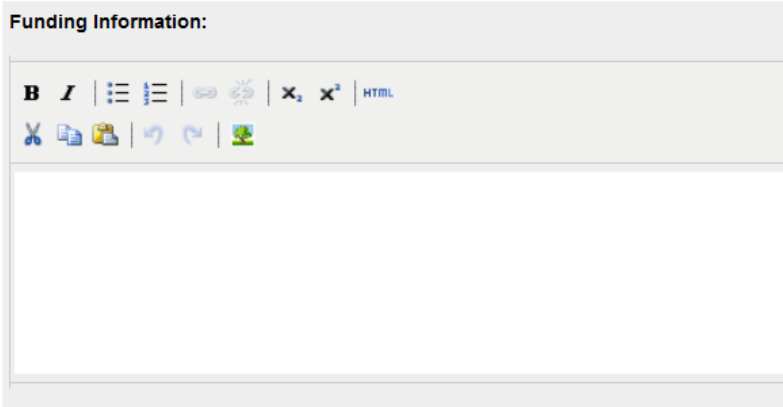
Skip this field. UK Libraries will assign and register a digital object identifier for this thesis/dissertation before releasing it on UKnowledge.

Digital Object Identifier: Skip this field. A digital object identifier (DOI) is a unique and internationally recognized number for your thesis/dissertation. UK Libraries will assign and register it for you. You will be notified of it by email when your thesis/dissertation is released on UKnowledge. Please note that it may take several business days from the release time of your thesis/dissertation for the DOI to become valid.

Funding Information

Please specify research funding if applicable, e.g., grant(s) from government agencies, foundations, and/or private organizations.

Funding Information:



Funding Information: Please specify research funding, which can include:

- Funds awarded directly to the author, e.g., scholarship(s)
- Funds awarded to a research lab, team, or project in which the author was officially recognized as a member or contributor, e.g., research grant(s)

For each funding source, please specify:

1. Name of the funder, which can be a foundation, government agency, academic department, private organization, etc.
2. Fund title and number (if applicable)
3. Funding year(s), which can be:
 - Year(s) when the funds were awarded directly to the author (applicable in the case of a grant, fellowship, scholarship, etc.)
 - Year(s) when the funds were allocated to the author as a result of their membership of a research lab, team, or project


Please spell out all acronyms, e.g., NIH should be spelled out as National Institutes of Health. A sample research funding statement is as follows:

This study was supported by the Paix Foundation's Pioneer Grant (no.: 12-34567) in 2018.

REQUIRED Upload Full Text

To locate your file: Click the **Browse** button to locate your manuscript on your computer.

Full text of submission:


- 
- Upload file from your computer
 - Import file from remote site
 - Link out to file on remote site

Please remember to convert your thesis/dissertation to PDF format and check the layout and formatting before uploading the PDF file.

Upload Full Text: Click the radio button next to **Upload file from your computer**, select the PDF file of your thesis/dissertation, and upload it. The process is similar to attaching a document to an email.

Do not choose the other options to submit your thesis/dissertation.

Additional Files



Please check this if you'd like to add additional files

Additional Files: The Graduate School requires you to submit certain administrative documents in PDF format as additional files during the submission process. Moreover, you can submit supplementary files such as research data, graphs, spreadsheets, images, video files, audio files, etc. that are part of your thesis/dissertation.

Check off the box and click the **Submit** button at the bottom of the page. The additional file(s) to submit includes:

1. **The completed and signed [ETD Approval Form](#) in PDF format (required)**
2. Reprint permission letter(s) and/or third party software license(s) in PDF format, if applicable
3. Supplementary file(s) such as research data, graphs, spreadsheets, images, video files, audio files, etc., if any
These file formats are recommended:

- Images: TIFF, PNG, JPEG2000, JPEG/JFIF
- Audio: WAVE, MP3, MP4, unprotected (DRM-free) AAC
- Video: MPEG, MP4, QuickTime
- Data: XML, CSV (Comma-separated values), TXT

If you have more than five supplementary files, please include all of them in a zip file and upload the zip file. If you have questions or need assistance, please contact the UKnowledge administrators at UKnowledge@lsv.uky.edu. You can also seek help from the [UK Information Technology Services](#).

Please follow these naming conventions for additional files:

ETD Approval Form	—————>	lastname_firstname_etd.pdf
Reprint permission letter(s)	—————>	lastname_firstname_permissions.pdf
Supplementary files	—————>	File name at the student's discretion.

If there is more than one file, it is recommended that there be a naming convention for the sake of consistency and file organization.

There is no need to submit a copy of your thesis/dissertation as an additional file.

On the next screen, use the **Browse** button to identify the file(s) to upload. The process is similar to attaching a file to an email.

Upload Supplemental Content

If your submission includes supplementary material—spreadsheets, audio clips, or other material that isn't part of the text portion of your work—you can upload it here. If you wish to upload a supplementary file, use the form below to locate the file on your computer.

Click the **Browse** button to upload the file. Repeat this process for each additional file you want to upload. When you are done, click **Continue**.

Upload a new file:

Filename	Description	Upload new version	Sort	Show


Please click the **Continue** button once after you've attached your supplemental files.

For the ETD Approval Form and the reprint permission letter(s), please ensure that there is **not** a check mark in the **Show** box. Then click the **Save** button.

Upload a new file: No file chosen

Filename	Description	Upload new version	Sort	Show
		<input type="button" value="Choose File"/> No file chosen	1	<input type="checkbox"/>

Checked items will appear with the published thesis/dissertation.




For supplementary files such as research data, graphs, images, etc., please put a check mark in the **Show** box. Then click the **Save** button.

Upload a new file: No file chosen

Filename	Description	Upload new version	Sort	Show
		<input type="button" value="Choose File"/> No file chosen	1	<input checked="" type="checkbox"/>

Checked items will appear with the published thesis/dissertation.



When all additional files have been uploaded and saved, click the **Continue** button to complete the submission process.

When you see this message: “You have successfully uploaded: [title of your thesis/dissertation],” you are DONE. Now there is a record of your thesis/dissertation on the UKnowledge system. You will receive a system-generated email to confirm receipt of your submission.

In case the system does not accept your submission, you may want to consider these factors:

- The system works best with the Firefox browser
- It takes longer to upload a large PDF file. Make sure that the size of your thesis/dissertation (and other files) is not over 150 megabytes
- The speed of Internet connection matters
- The age of your computer also matters

Please try to submit your thesis/dissertation again later in the day. If the situation persists, contact the UKnowledge administrators at UKnowledge@lsv.uky.edu.

After making a submission, please remember to log out.

What Happens Next

Your thesis/dissertation is now under review. The [Academic Affairs Officers](#) at the Graduate School will check the format within the next few business days to ensure that it meets all standards and requirements. If you have any questions or concerns while

your thesis/dissertation is being reviewed, please contact the Graduate School at 257-1946 or the Academic Affairs Officer assigned to your department or program.

Once your thesis/dissertation has been reviewed, you will receive a decision message by email. The Academic Affairs Officer will either accept your submission or request that you make format corrections to your thesis/dissertation before it will be accepted. If the latter, there will be a list of corrections in the email or a correction sheet to guide you. Please read the instructions carefully and revise your thesis/dissertation as requested.

Your thesis/dissertation will not be accepted for degree requirement purposes until all format revisions requested by the Graduate School have been completed, the revised version is submitted to UKnowledge, and all required forms are submitted as additional files. If you have any questions or concerns, please contact the Academic Affairs Officer who has got in touch with you for the review of your thesis/dissertation.

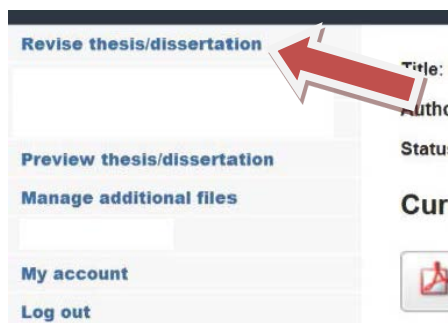
For doctoral students only: The Academic Affairs Officers will send you a link to the Survey of Earned Doctorates. Please complete the survey, print the confirmation page, scan the page into a PDF file at **300 DPI** (dots per inch) for resolution, and submit it to UKnowledge. More information about this submission step is available in the next section.

As of August 27, 2018, doctoral students are no longer required to submit their dissertations to ProQuest. For those who wish to submit their dissertations to ProQuest themselves, please refer to [these ProQuest instructions](#).

Submission of Revision (and Doctoral Degree Documents)

After you have modified your thesis/dissertation and converted it to a PDF file, please refer to the Graduate School's decision message for instructions on how to upload the revised version to the UKnowledge record you have already created for your thesis/dissertation. **Do not go through the submission process described on previous pages again because it will result in a duplicate record, cause confusion, and delay the processing of your revised thesis/dissertation.**

Click the link in the Graduate School's decision message and log in the UKnowledge system to access this screen:



Click the **Revise thesis/dissertation** link on the left.

REQUIRED Upload Full Text

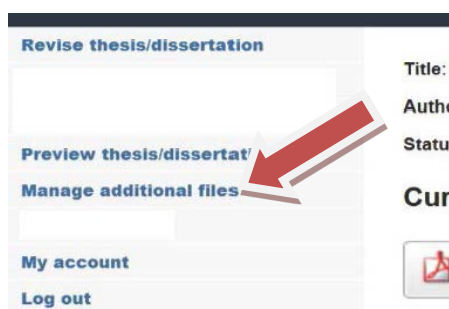
To locate your file: Click the **Browse** button to locate your manuscript on your computer.

Full text of submission:

- Upload file from your computer
- Import file from remote site
- Link out to file on remote site

Click the radio button next to **Upload file from your computer**, select the PDF file of your revised thesis/dissertation, and upload it. **Do not choose the other two options.**

If you submitted a supplementary file(s) (e.g., research data, graphs, spreadsheets, images, video files, audio files, etc.) and wish to replace it with a revised version, you can do so by clicking the **Manage additional files** link on the left.

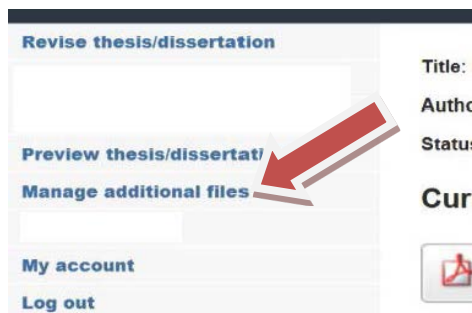


Click the **Submit** button at the end to complete the submission process. You will receive a confirmation message by email. Please log out after making the submission. If you have any questions or concerns, please contact the Academic Affairs Officer who has got in touch with you for the review of your thesis/dissertation.

For doctoral students only: Even if you do not need to submit a revised version of your dissertation, you still have to log in the UKnowledge system to submit the PDF file of the Survey of Earned Doctorates confirmation page. Please remember that the document should be scanned at **300 DPI** for resolution and follow these file-naming conventions:

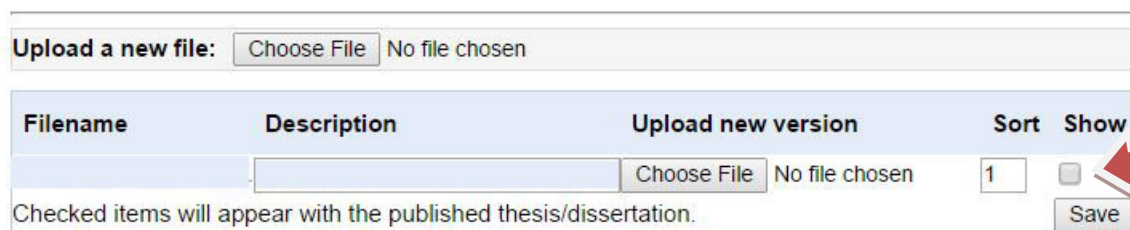
Survey of Earned Doctorates confirmation page → lastname_firstname_sed.pdf

Refer to the Graduate School's decision message for instructions on how to log in and access the UKnowledge record you have already created for your dissertation.



When you see the above screen, click the **Manage additional files** link on the left. A screen where you can upload new additional files will appear. Upload the PDF file of the survey confirmation page.

Please ensure that there is not a check mark in the **Show** box for the Survey of Earned Doctorates confirmation file. Then click the **Save** button.



Afterward, please email your Graduate School Academic Affairs Officer to inform them that the survey confirmation page has been uploaded to UKnowledge. **It is important that you do so. Not informing your Academic Affairs Officer will result in a delay in processing your dissertation.**

The Graduate School will not accept your thesis/dissertation unless all required administrative documents have been submitted as described above. Once your thesis/dissertation is accepted, it will soon be posted on UKnowledge. You will be notified of its URL and digital object identifier (DOI) by email. Please note that it may take several business days from the release time of your thesis/dissertation for the DOI to become valid.

Availability of Thesis/Dissertation

Your thesis/dissertation will be available online only and not be physically shelved in any libraries on campus. If you wish to have a bound copy of it, you can run an online search to find a bindery that provides thesis/dissertation binding service. For example, [Gradworks Online](#) and [Thesis on Demand](#) offer this kind of service. Information about other binding service providers can be found on the Graduate School's

[Thesis/Dissertation Preparation FAQ](#). Please note that UK does not endorse any of the providers.

Once your thesis/dissertation is posted on UKnowledge, you will not be able to make any revision to it or the corresponding UKnowledge record. **If you wish to revise the posted thesis/dissertation, you MUST contact the Graduate School at 257-1946 and follow the proper procedures.** Do not submit an updated thesis/dissertation to UKnowledge without contacting the Graduate School first.

For an embargoed thesis/dissertation, there is a record of it on UKnowledge that displays the basic citation information of the thesis/dissertation, i.e., author name, title, abstract, and publication year. The record also indicates when the embargo will expire. Nobody (except the author and the administrators of UKnowledge) can access the thesis/dissertation before the embargo expiration date.

If you wish to lift the embargo on your thesis/dissertation before its expiration date, please contact the Graduate School at 257-1946 or email the Assistant Dean of Graduate Academic Services, Dr. Cleo Price, at cprice@uky.edu.

If the embargo on your thesis/dissertation is going to expire soon and you wish to extend it, please contact the Graduate School at 257-1946 or email the Assistant Dean of Graduate Academic Services, Dr. Cleo Price, at cprice@uky.edu. You will be required to provide legitimate reasons for the extension.

As of August 27, 2018, the Graduate School no longer requires the submission of dissertation to ProQuest. For those who wish to submit their dissertations to ProQuest themselves, please refer to [these ProQuest instructions](#).

Copyright registration of your thesis/dissertation is optional. You as the author are by default the copyright holder of your thesis/dissertation even without going through the registration process. However, registration will provide you with more protection in case somebody infringes upon your copyright in the future.

If you would like to register the copyright of your thesis/dissertation, you can do so by visiting the [U.S. Copyright Registration Portal](#). There is [a guide](#) to the registration process. Alternatively, you can contact ProQuest for its fee-based service at 1-800-521-0600 ext. 77020 or via email at disspub@proquest.com.

Hyperlinks and Contact Information Mentioned in This Guide

Graduate School Phone Number: 257-1946

Email address for requesting an embargo removal or extension:
Dr. Cleo Price, Assistant Dean of Graduate Academic Services, cprice@uky.edu

Graduate School Academic Affairs Officers
<https://gradschool.uky.edu/academic-affairs-officers-0>

Electronic Thesis or Dissertation Approval Form

https://gradschool.uky.edu/sites/gradschool.uky.edu/files/Forms/StudentForms/2019-2020/ETDAApprovalForm_1.pdf OR

<https://bit.ly/2VUSL0g>

Preparation of Theses and Dissertations

<http://gradschool.uky.edu/thesis-and-dissertation-preparation>

Thesis/Dissertation Preparation FAQ

http://gradschool.uky.edu/sites/gradschool.uky.edu/files/Documents/ThesisDissertationPrep/FAQ_Thesis-Diss.pdf

Electronic Thesis and Dissertation Submission Links

<http://gradschool.uky.edu/etd-submission-links> OR

<http://go.uky.edu/submit-etd>

UK Information Technology Services

<http://www.uky.edu/its/customer-support-student-it-enablement/customer-services>

UKnowledge

<http://uknowledge.uky.edu/>

UKnowledge FAQ page

<http://uknowledge.uky.edu/faq.html>

UKnowledge Research Guide: Theses and Dissertations

http://libguides.uky.edu/UKnowledge/theses_dissertations/

UKnowledge Subject List

<https://uknowledge.uky.edu/assets/taxonomy.pdf>

UKnowledge email address

UKnowledge@lsv.uky.edu

HTML Tutorial

<https://www.w3schools.com/html/>

ORCID iD

<https://orcid.org/>

What is ORCID? (short video)

<https://vimeo.com/97150912>

ProQuest Dissertation Submission Instructions

<https://www.proquest.com/products-services/dissertations/submitting-dissertation-proquest.html>

U.S. Copyright Registration Portal
<https://www.copyright.gov/registration/>

Registering a Copyright with the U.S. Copyright Office
<https://www.copyright.gov/fls/sl35.pdf>