



It's About Time:

Gaining Insights from Turnaround Time Metrics

March 11, 2024

Julia Zappi

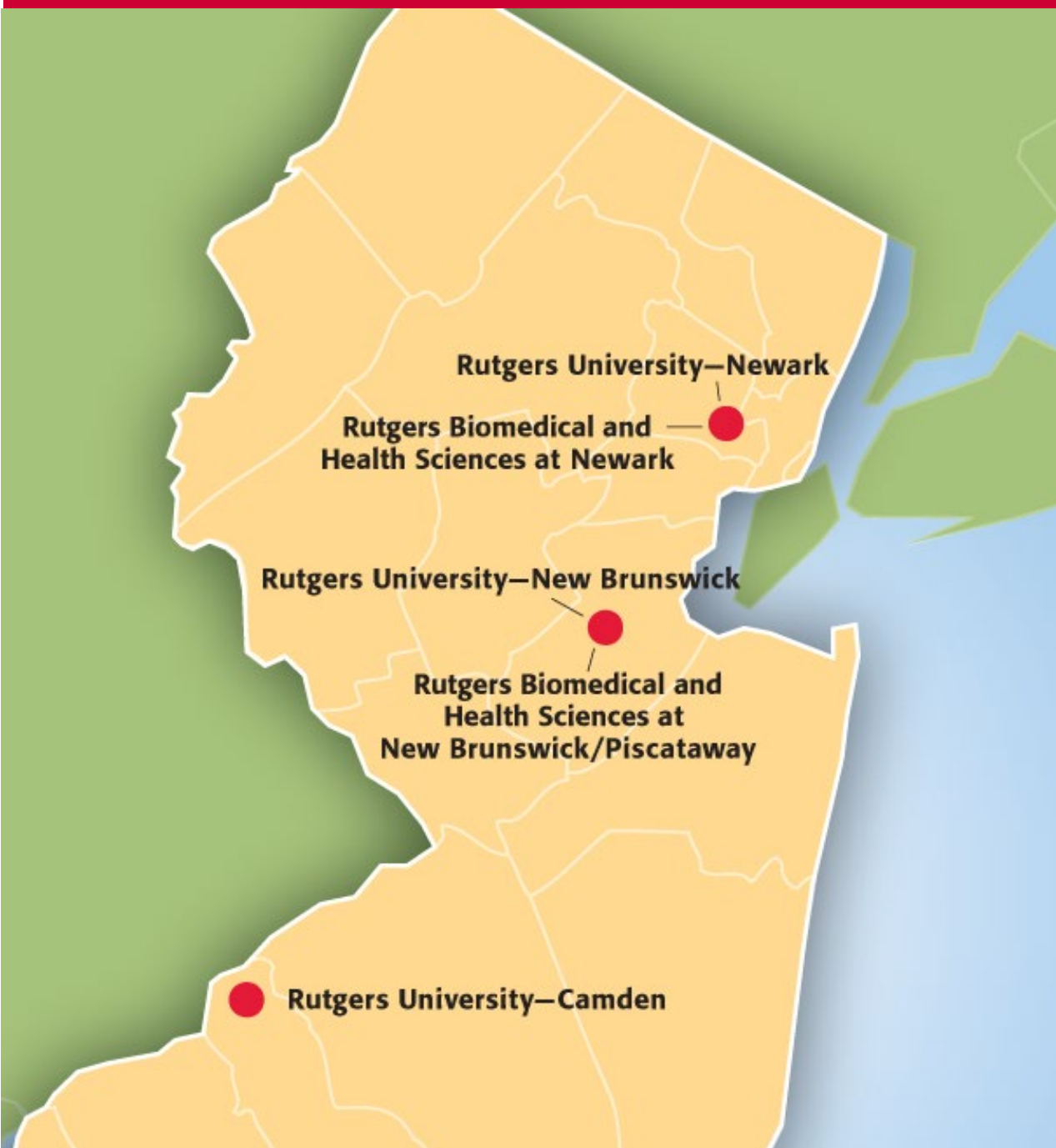
Senior Data Analyst, Data Analytics and Business Intelligence

Christopher Perkins

Director, Data Analytics and Business Intelligence



RUTGERS
THE STATE UNIVERSITY
OF NEW JERSEY



LEADER IN THE STATE

- First in New Jersey and 64th nationally on *Forbes*' list of 500 best large employers in America
- 6,000+ acres across New Jersey
- 900+ buildings spanning 30 million+ square feet
- 300+ research centers and institutions
- 29 decanal units
- 40+ research cores

INCLUSIVE AND DIVERSE

- Among the most ethnically diverse campuses in the nation and Big Ten
- 67,620 students representing all 50 states and over 120 countries
- 23,600+ full- and part-time faculty, full- and part-time staff, and international scholars

RESEARCH UNIVERSITY

- \$900+ million in sponsored awards funding annually
- \$12M in licensing revenue annually
- ~4,000+ sponsored awards annually
- ~1,600 PIs receiving awards annually
- 1,197 active issued worldwide patents
- 100+ active startups

Data, Analytics & Business Intelligence



Chris Perkins

Director

christopher.perkins@rutgers.edu



Julia Zappi

Senior Data Analyst

jzappi@rutgers.edu



Kat Demarco

Data Analyst

kd764@rutgers.edu

It's About Time

Gaining insights from turnaround time metrics

A close-up, black and white photograph of a microscope's objective lenses, showing three lenses in a row. The central lens is in sharp focus, while the others are slightly blurred. The background is dark, and a red diagonal shape is visible in the bottom left corner of the slide.

The Challenge

Addressing Concerns about Award Setup Turnaround Times

The Data, Analytics and Business Intelligence team was tasked to find out:

- 1. Is this a common issue?**
- 2. Is this a localized issue?**
- 3. What's causing this issue?**

The Method



Interview Business Team

Learn about the process and what questions they're trying to answer



Extract Data

Work with IT to extract data into a usable data source



Build Dashboards

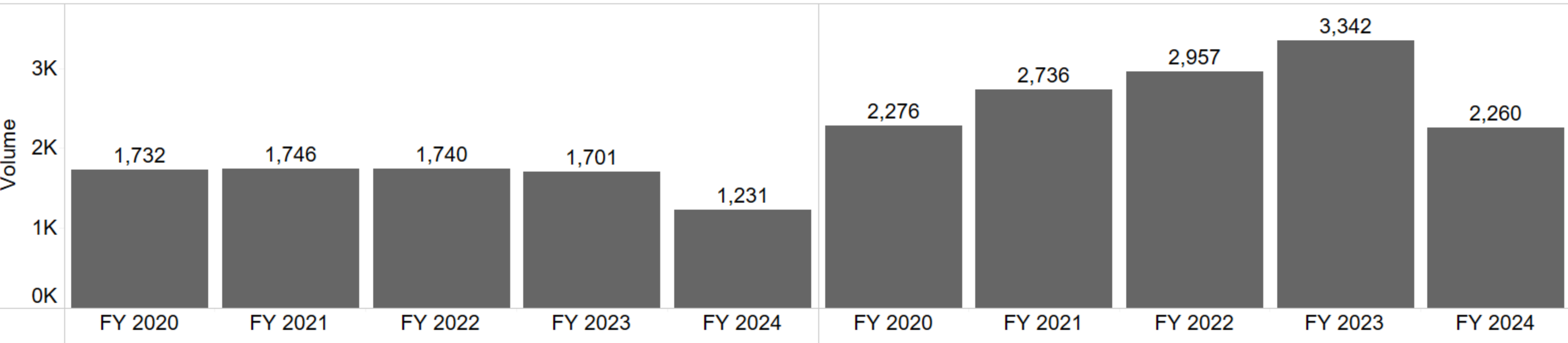
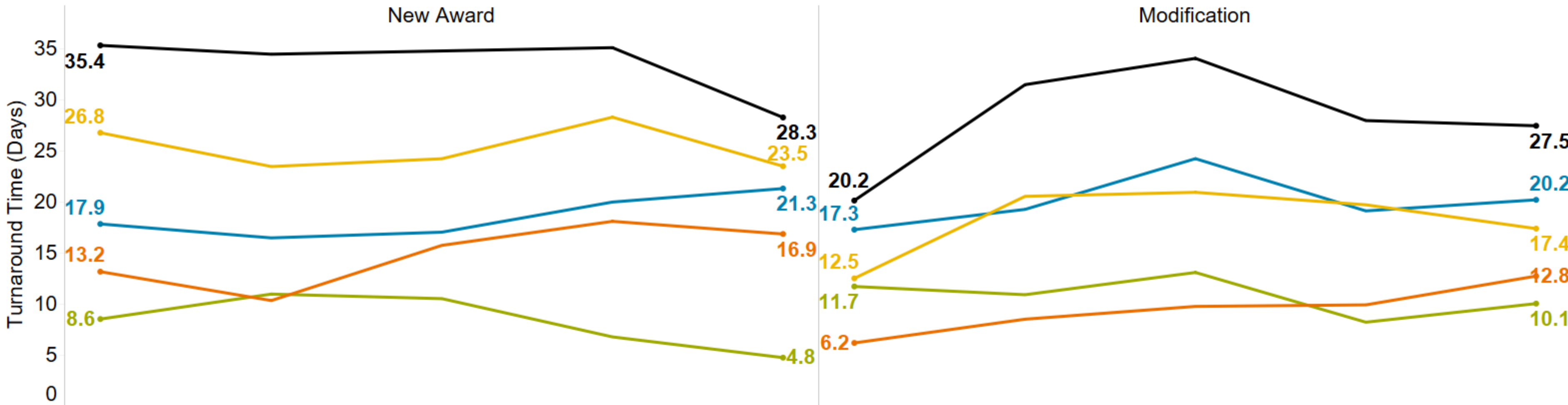
Create Tableau dashboard based on requirements

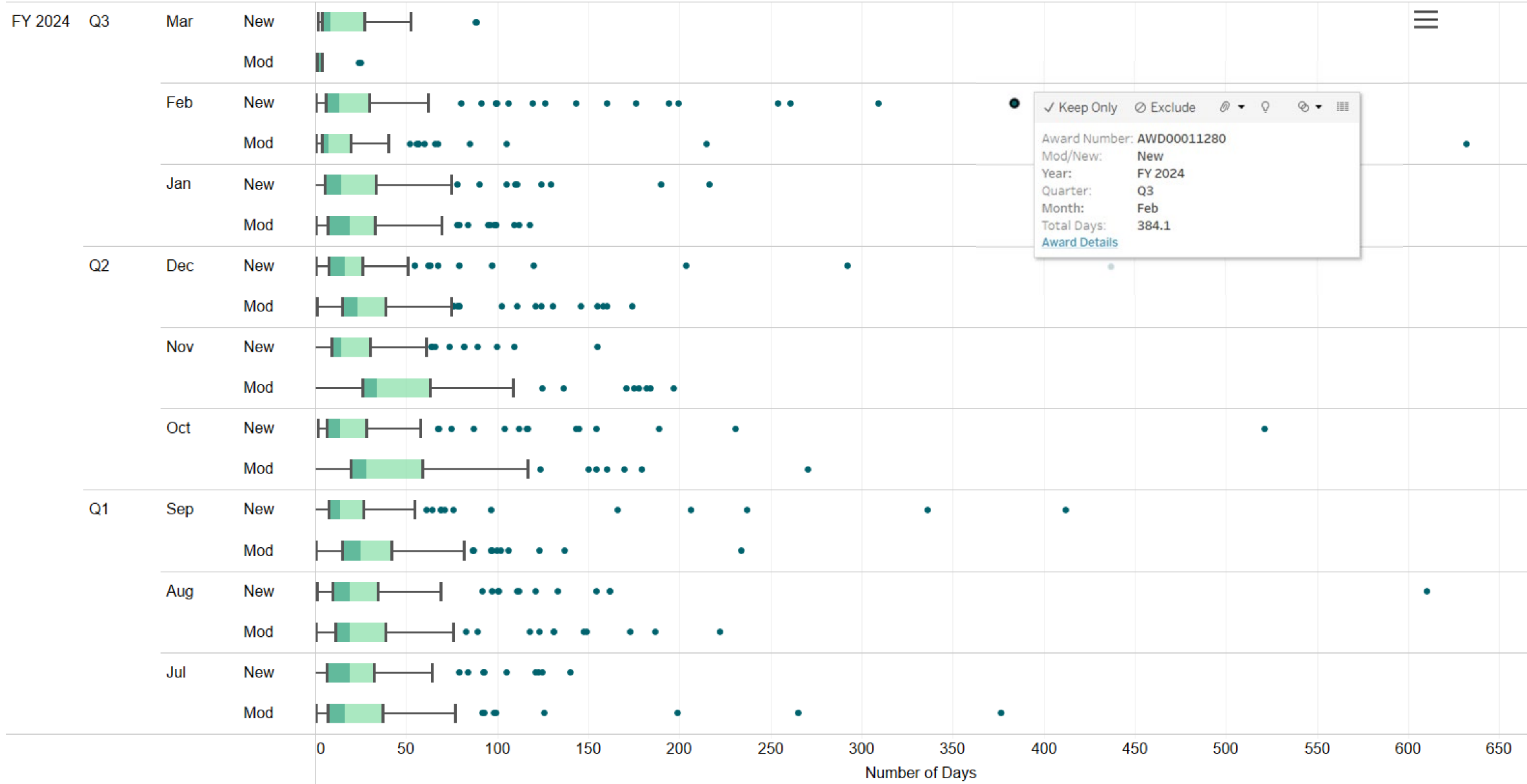


Deliverables

Average Award Setup Turnaround Time by Fiscal Year, Award Type and Responsible Party

■ Total Turnaround
 ■ Pre-Award Turnaround
 ■ Compliance Turnaround
 ■ Department Turnaround
 ■ Post-Award Turnaround





Download Data		Award Number All	Award Setup Specialist All	Campus All	Department Name All	Mod/New All	PI All	School Name All	Turnaround Category All
Year of Max Report Date	Award Number	Mod/New	Campus	Date Enter State	Date Exit State	Old - New State	Turnaround Category	Full Account Turnaround	Advance Account Turnaround
FY 2024	AWD00011280	New	RBHS	2/10/2023 2:17:38 PM	2/10/2023 2:21:15 PM	Draft - Departmental Reconciliation	Pre-Award	0.0	
				2/10/2023 2:21:15 PM	8/15/2023 10:17:25 AM	Departmental Reconciliation - Central Office Review	Department	185.8	
				8/15/2023 10:17:25 AM	8/15/2023 10:21:56 AM	Central Office Review - Central Office Review: Pending Changes by Department	Pre-Award	0.0	
				8/15/2023 10:21:56 AM	2/26/2024 6:13:34 PM	Central Office Review: Pending Changes by Department - Central Office Review	Department	195.3	
				2/26/2024 6:13:34 PM	2/27/2024 9:27:12 AM	Central Office Review - Pending Account Setup	Pre-Award	0.6	
				2/27/2024 9:27:12 AM	2/29/2024 5:16:32 PM	Pending Account Setup - Active	RFS	2.3	
Total								384.1	

Filters

Campus
All

School Name
All

Department Name
All

Fiscal Year
All

PI
All

New/Mod
All

Award Number
All

■ RSP ■ Department ■ RFS

Account Establishment Actions

Post Account Actions

Award Number	Total Calendar Days	Award Creation (RSP)	Department Reconciliation (Department)	Central Office Review (RSP)	Change Request (Department)	Compliance Review (Department-Compliance)	Final Review (RSP)	Retransmit of Award or Modification (RSP)	RFS Account Establishment or Account Modification (RFS)	Post Account Action	Post Account Action (Remove Advance Account)	Post Account Action (Closure or Termination of Award)	Post Account Action (Restriction Removal)	Post Account Action (Restriction)	Record Withdrawn	Request Modification
AWD00000003-MOD003	2	2														
AWD00000003-MOD004	177			1	176		0		0							0
AWD00000004-MOD003	4						4		0							0
AWD00000005-MOD007	16	0	1	0		2			13							
AWD00000005-MOD008	57	4				1	2		50							
AWD00000006-MOD004	1								1							0
AWD00000012-MOD002	2						2		0							0

Average Days	26.9	1.9	3.4	14.2	12.1	19.4	3.2	2.7	10.1	150.9		500.7	221.0	244.9	49.5	6.7
---------------------	------	-----	-----	------	------	------	-----	-----	------	-------	--	-------	-------	-------	------	-----

Median Days	15.0	0.0	1.0	4.0	7.0	4.0	0.5	0.0	7.0	90.0		456.0	154.5	175.5	1.0	0.0
--------------------	------	-----	-----	-----	-----	-----	-----	-----	-----	------	--	-------	-------	-------	-----	-----

Award Number	Start Date	End Date	Old State	New State	Category	Days (Account Establishment Actions)	Days (Post Account Actions)
AWD00000003-MOD003	7/17/2019	7/19/2019	Draft	Approved	Award Creation	2	
						Total	2
AWD00000003-MOD004	9/23/2020	9/23/2020	Draft	Central Office Review	Request Modification		0
	9/23/2020	9/24/2020	Central Office Review	Central Office Review: Pending Changes by Department	Central Office Review	1	
	9/24/2020	3/19/2021	Central Office Review: Pending Changes by Department	Central Office Review	Change Request	176	
	3/19/2021	3/19/2021	Central Office Review	Pending Account Setup	Final Review	0	
	3/19/2021	3/19/2021	Pending Account Setup	Approved	RFS Account Establishment		

*Days are calendar days

The Results

- 01 Assess the validity of complaints
- 02 Evaluate processes
- 03 Measure staff workload
- 04 Provide high level analysis to leadership
- 05 Replicate method across other Office for Research units

Guiding Questions

01

**Do you have
the data?**

02

**What can it
teach you?**

03

**Can you
evaluate
progress?**

04

**Who is your
audience?**

Questions?

Contact information

Julia Zappi

julia.zappi@rutgers.edu

Christopher Perkins

christopher.perkins@rutgers.edu

