

University of Kentucky

UKnowledge

Center of Excellence in Rural Health
Infographics

Rural Health

2021

2020 Kentucky Nursing Workforce Report

Sydney P. Thompson

University of Kentucky, sydney.thompson@uky.edu

Follow this and additional works at: https://uknowledge.uky.edu/ruralhealth_infographics



Part of the [Medicine and Health Sciences Commons](#)

[Right click to open a feedback form in a new tab to let us know how this document benefits you.](#)


Repository Citation

Thompson, Sydney P., "2020 Kentucky Nursing Workforce Report" (2021). *Center of Excellence in Rural Health Infographics*. 3.

https://uknowledge.uky.edu/ruralhealth_infographics/3

This Infographic is brought to you for free and open access by the Rural Health at UKnowledge. It has been accepted for inclusion in Center of Excellence in Rural Health Infographics by an authorized administrator of UKnowledge. For more information, please contact UKnowledge@sv.uky.edu.

2020 Kentucky Nursing Workforce Report



120 KY counties

86 Rural
34 Urban

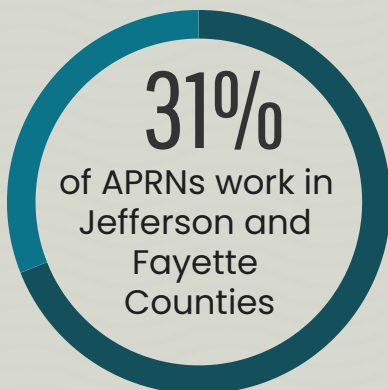


4.5 Million

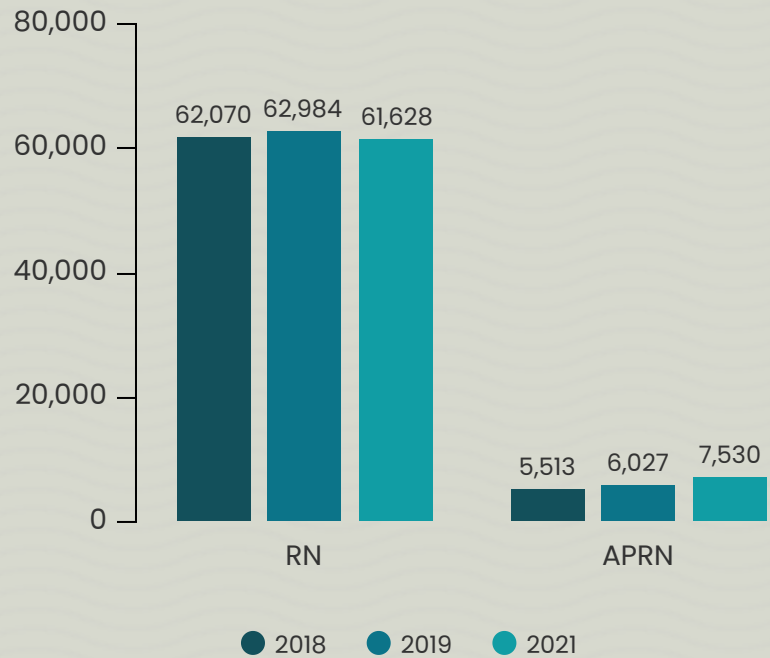
2021

KY population

Kentucky was ranked 46 out of 50 states on health outcomes in 2021 by America's Health Rankings.



Licensure Renewal Totals by Type and Year



RNs and APRNs continue to be maldistributed across the state of Kentucky despite a 35% difference in population between rural and urban counties.

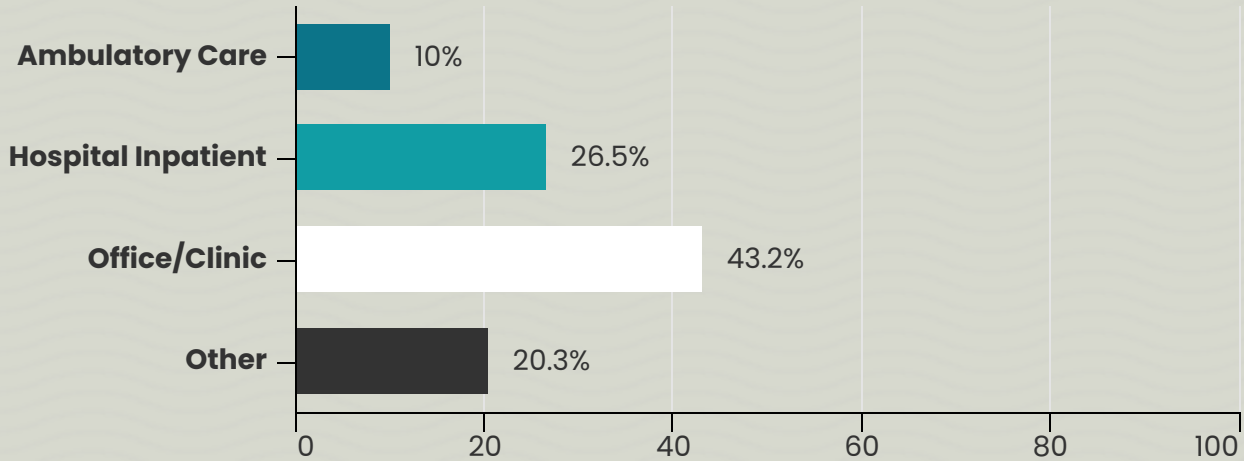
	Rural	Urban
RN	38%	62%
APRN	37%	63%

	Population	Number of APRNs	Ratio of 1 APRN to population
Rural	1,844,565	2,754	1:670
Urban	2,623,837	4,776	1:549
Kentucky	4,468,402	7,503	1:593



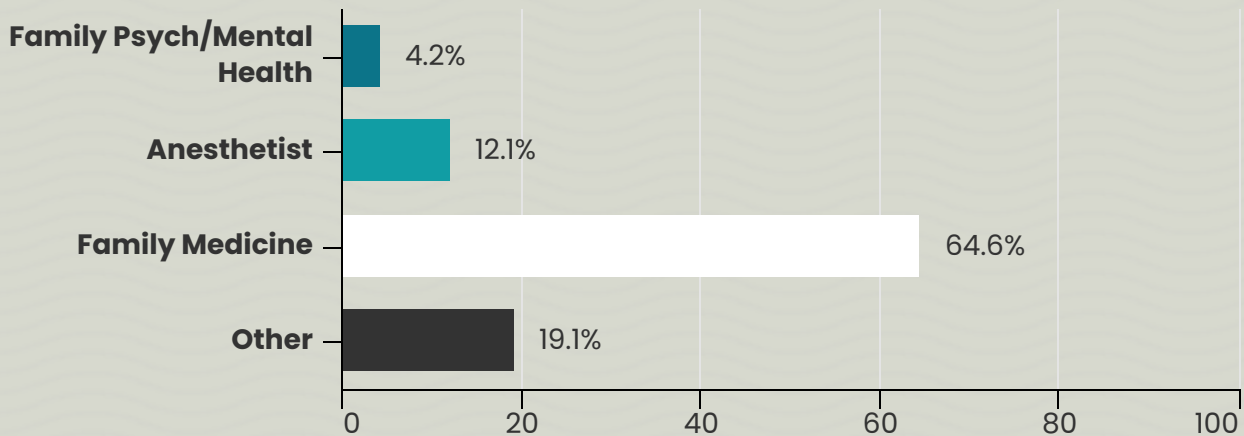
The majority of APRNs are Caucasian (93.6%), have a Master of Science in nursing (85%), work 32-40 hours a week, and work in an office/clinic setting (43.4%).

APRNs by Setting Type



Other settings include long-term/extended care/rehab, nursing education, HMO/insurance company/managed care, public health/community health, primary/secondary school, industry, temporary staffing agency, Hospice/Home Health, military/federal/state facility, mental health facility, correctional facility, medical/pharmaceutical sales, self-employed/nurse consultant, assisted living, and non-nursing field.

APRNs by Population of Focus



Other populations of focus include midwife, adult, pediatric, women's health, gerontological, school, med/surgical, adult-psych/mental health, child/adolescent psych, neonatal, acute care, community health, critical care, and oncology.

Citations

1. United States Census Bureau (2021). Kentucky Population Estimates, July 1, 2019. Retrieved from <https://www.census.gov/quickfacts/ky>.
2. Americas Health Rankings (2021). Kentucky in 2020. Retrieved from <https://www.americashealthrankings.org/explore/annual/state/KY>.
3. Kentucky Board of Nursing (2021). Yearly License Renewal Data 2020. Retrieved from <https://kbn.ky.gov/licenses/Pages/dataroster.aspx>.