

University of Kentucky

UKnowledge

---

Preventive Medicine and Environmental Health  
Presentations

Preventive Medicine and Environmental Health

---

October 2010

## Community Health Assessments

F. Douglas Scutchfield MD

University of Kentucky, [scutch@uky.edu](mailto:scutch@uky.edu)

Follow this and additional works at: [https://uknowledge.uky.edu/pmeh\\_present](https://uknowledge.uky.edu/pmeh_present)



Part of the [Education Commons](#), [Life Sciences Commons](#), [Medicine and Health Sciences Commons](#), and the [Social and Behavioral Sciences Commons](#)

[Right click to open a feedback form in a new tab to let us know how this document benefits you.](#)

---

### Repository Citation

Scutchfield, F. Douglas MD, "Community Health Assessments" (2010). *Preventive Medicine and Environmental Health Presentations*. 3.

[https://uknowledge.uky.edu/pmeh\\_present/3](https://uknowledge.uky.edu/pmeh_present/3)

This Presentation is brought to you for free and open access by the Preventive Medicine and Environmental Health at UKnowledge. It has been accepted for inclusion in Preventive Medicine and Environmental Health Presentations by an authorized administrator of UKnowledge. For more information, please contact [UKnowledge@lsv.uky.edu](mailto:UKnowledge@lsv.uky.edu).

# Community Health Assessments

20 October 2010

University of Kentucky

F. Douglas Scutchfield, M.D.

Peter P Bosomworth Professor of Health Services

Research and Policy

University of Kentucky

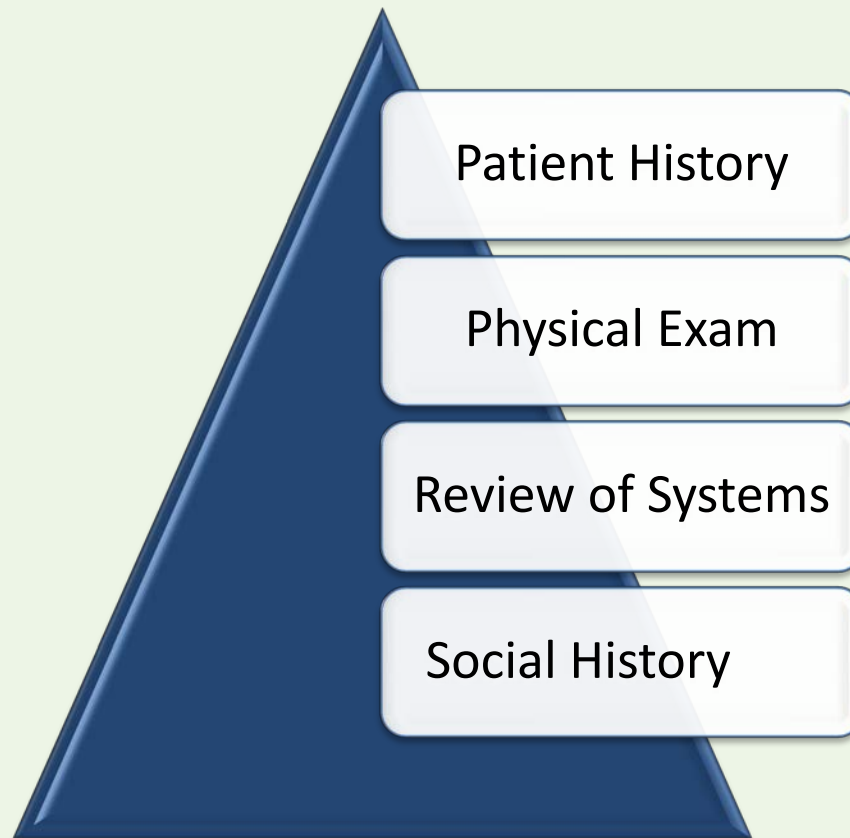
# Community Health Needs Assessment

Is the regular and systematic collection, analysis and dissemination of information on the health of the community:

- informs service provision
- set and assess goals
- lay the foundation for policy development

# Community Diagnosis

## Patient Diagnosis and Treatment



# Community Diagnosis

## Community Diagnosis and Treatment

Talking with the community about their problems

Reviewing relevant data about the character of the community

Ask about specific health issues and resources in the community

What is the history and content for health care services in the community

# PATCH

- ✦ Planned Approach To Community Health.
- ✦ A cooperative program of technical assistance managed and supported by the Centers for Disease Control (CDC).
- ✦ Designed to strengthen state and local health departments' capacities to plan, implement, and evaluate community-based health promotion activities targeted toward priority health problems.

For more info, visit: [Patch: Its Origin, Basic Concepts, and Links to Contemporary Public Health Policy](#)

# Five phases of PATCH



# APEX/PH

- ✦ **Assessment Protocol for Excellence in Public Health**
- ✦ Created by the National Association for City and County Health Officials (NACCHO) in collaboration with CDC.

For more info, visit: <http://www.naccho.org/topics/infrastructure/APEXPH/index.cfm>



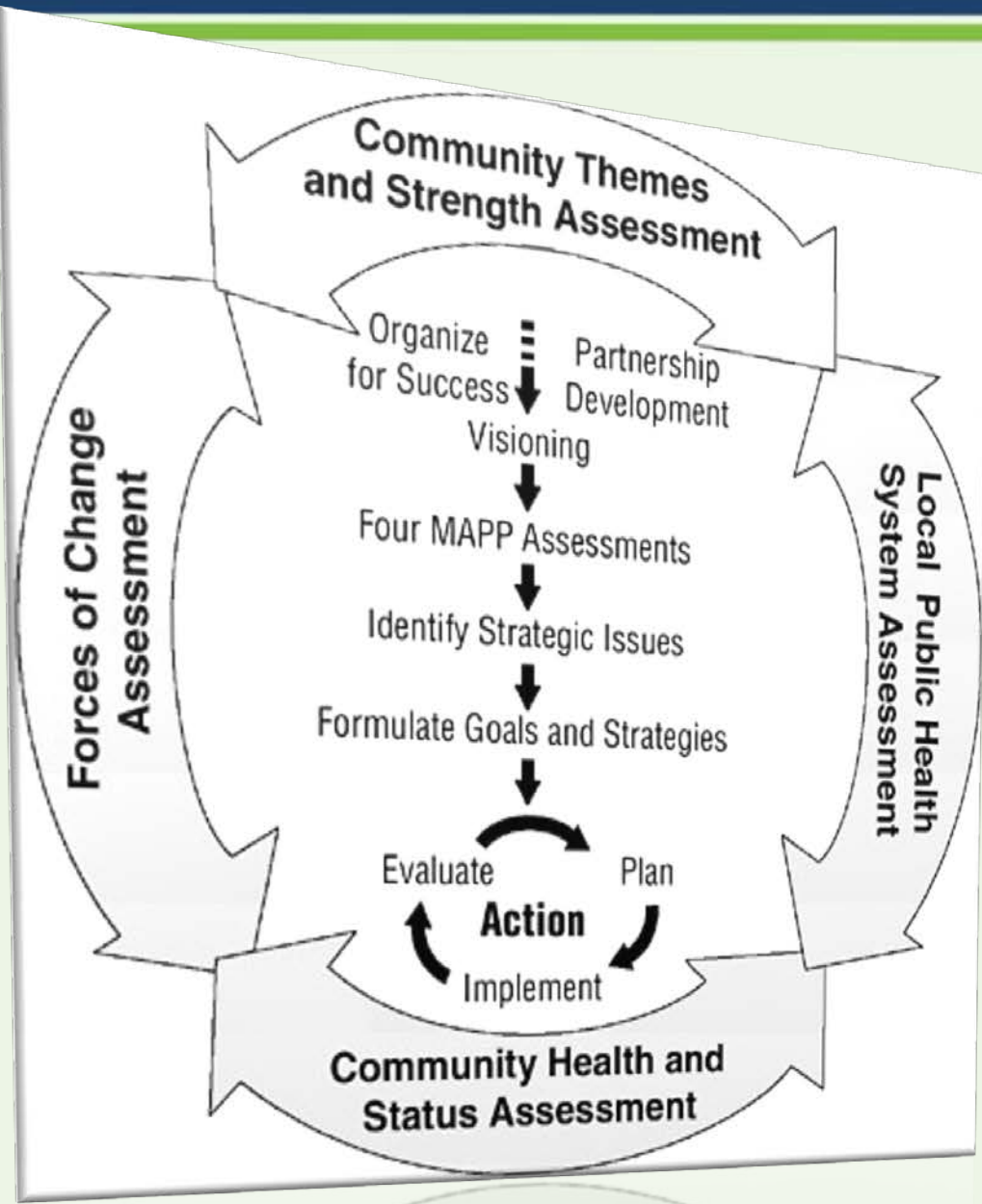
# APEX/PH Three Parts



For more info, visit: <http://www.naccho.org/topics/infrastructure/APEXPH/index.cfm>

# MAPP

- ✦ Mobilizing for Action through Planning and Partnership.
- ✦ Developed by NACCHO with support from CDC.
- ✦ Not an agency-focused assessment tool.
- ✦ Rather, an interactive process that can improve the efficiency, effectiveness, and ultimately the performance of local public health systems.



Community Health and Status Assessment

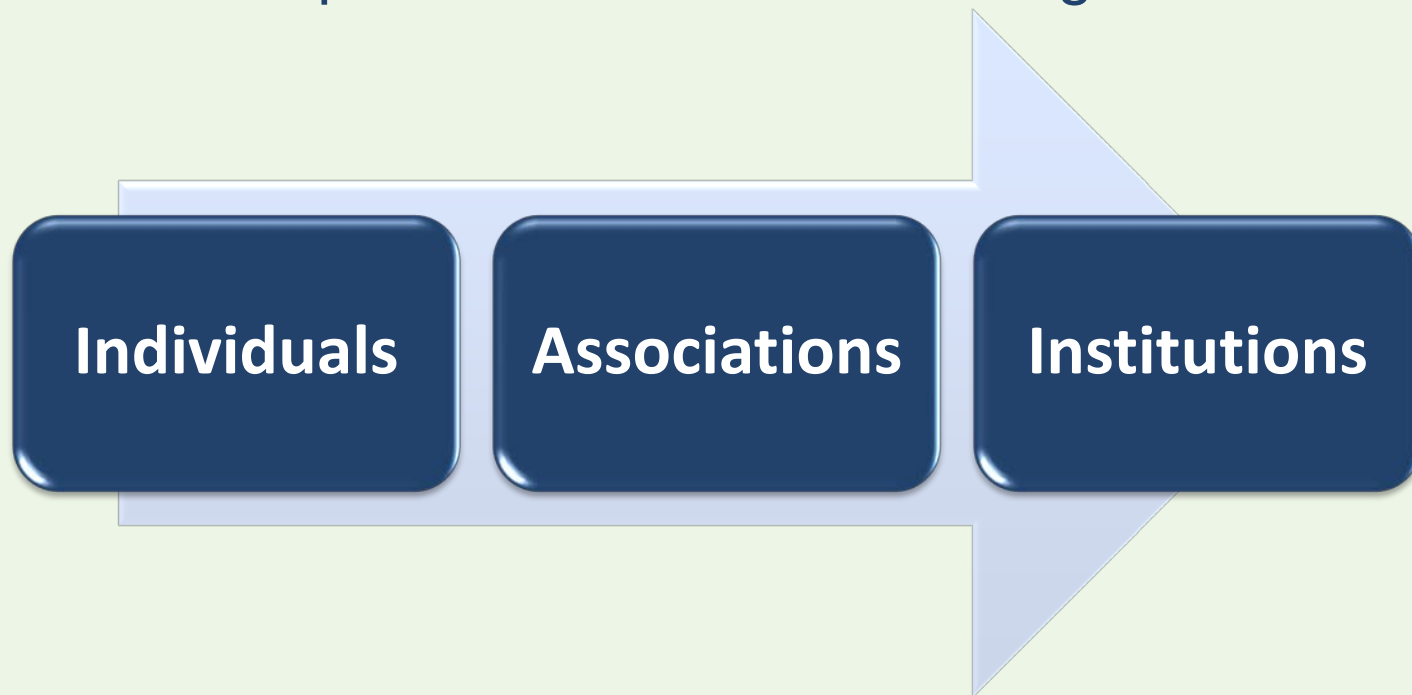
# Community Asset Mapping

“The process of intentionally identifying the human, material, financial, entrepreneurial and other resources in the community.”

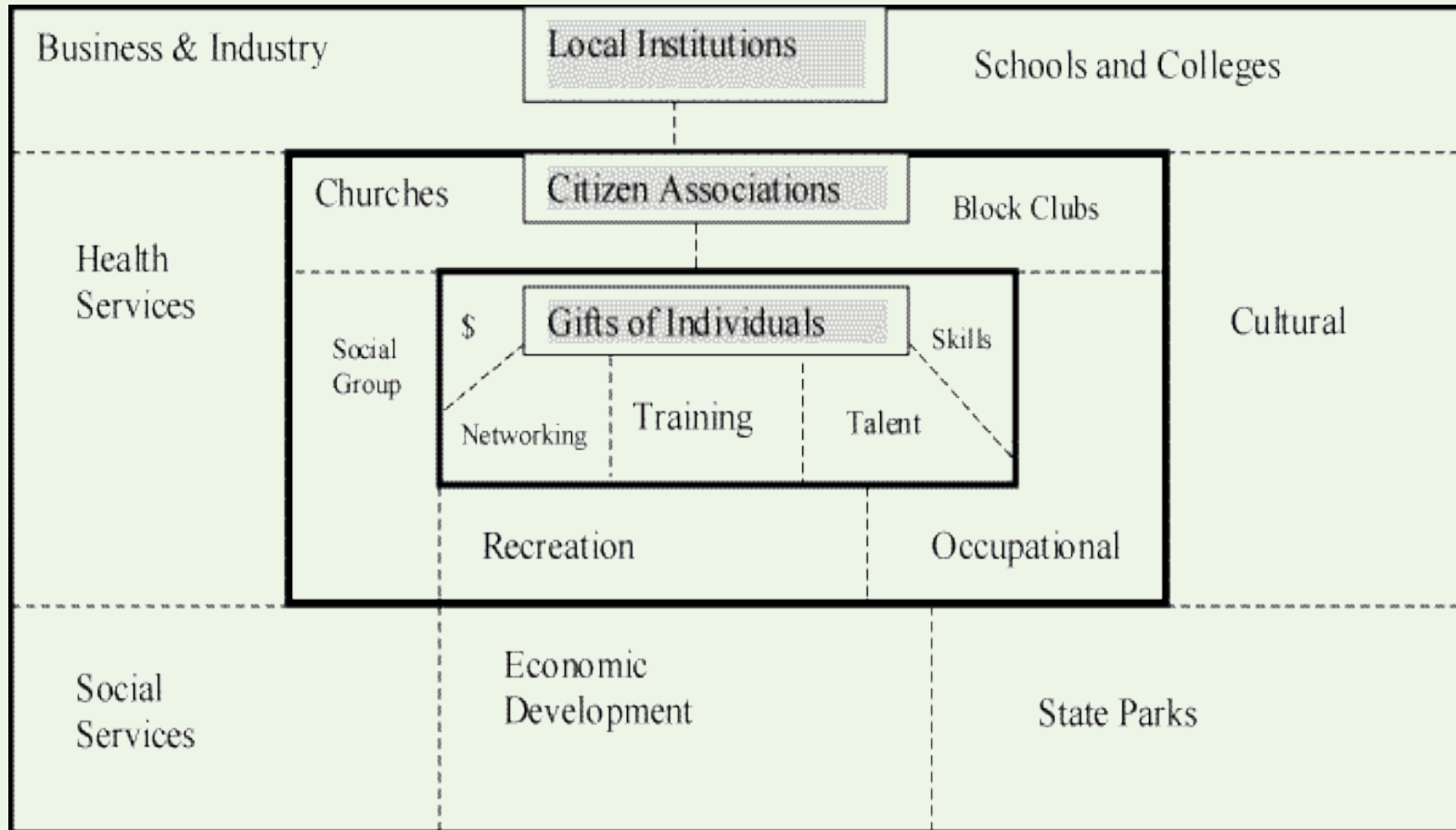
(Bonner Curriculum: Community Asset Mapping)

# Community Asset Mapping


Three levels of assets available in all communities,  
per Kretzmann and McKnight:



# Community Asset Map



**For more information contact:**



121 Washington Avenue, Suite 212

Lexington, KY 40517

859-257-5678

[www.publichealthsystems.org](http://www.publichealthsystems.org)

# Questions?